



I 我预测 你高分
predicting

我预测 你高分

我预测

怕吃苦，不过5

不搞基，五个7

别低头，王冠会掉
别放弃，坏人会笑
过雅思，天自安排

辜 驰

@雅思我预测



I 我预测 你高分
predicting

我预测 你高分

我预测

怕吃苦，不过5

不搞基，五个7

别低头，王冠会掉
别放弃，坏人会笑
过雅思，天自安排

辜 驰

@雅思我预测

教主私人微信: woyuce

- 我预测教主 开通个人预测微信专治各种雅思不过, 添加 账户“woyuce” - 名曰“我预测”。哈 私密无节操, 真人秒回。

- 安卓版本手机App 上线啦,

- 整合全部公开课录音



微信 woyuce
我预测



12小时灭剑桥，自己就是高手

- #我预测网络阅读高分营#
- 首期 **8月14日开课**
- 我预测“**教主**” **6小时+**“**老龚**”**6小时**
- 阅读实力**NO1**大神 强+强联合！
- 各种阅读题型全覆盖，小班细致密集讲解
- 教你超强的解题能力，短期高效迅速的提分模式。
- **六节课12小时，特惠 490元（送VIP账户，送阅读电子作业，送课件录音下载）** 每分钟都在提分！ 报名请戳：<http://t.cn/RPyt2eR> 微博 @yy8638 置顶



纸质版雅思预测题库书籍

正版

我预测你高分
Ipredicting
ielts9.taobao.com

雅思听力机经
[考前版本预测]
含近期高频考题和参考答案

IELTS 13

赠

在线考试系统（听力）激活码

《雅思听力机经8-13》

¥168

赠送
价值 **¥168**
正版教材
和配套在
线系统

正版

我预测你高分
Ipredicting
ielts9.taobao.com

雅思阅读真题
[考前版本预测]
含近期高频考题和参考答案

IELTS 9-20

赠

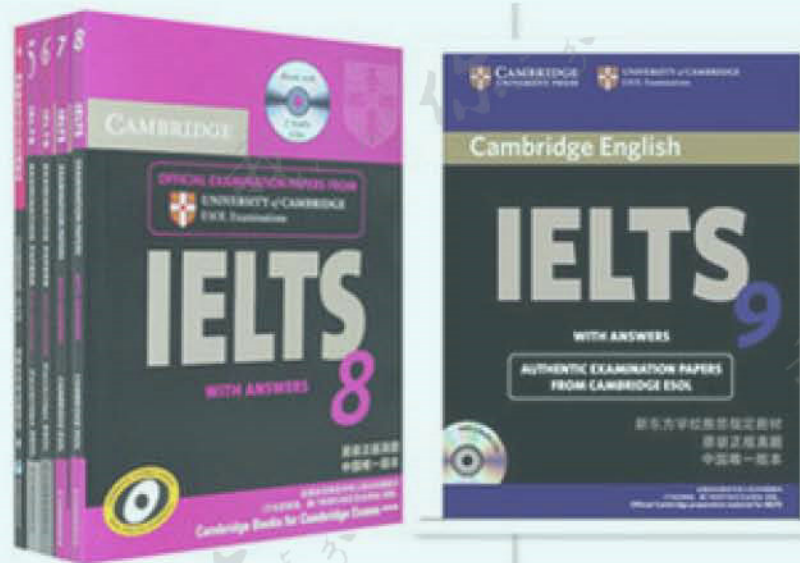
在线考试系统（阅读）激活码

《雅思阅读真题9-20》

¥268



题库=400+ 篇阅读+每年不断编辑新题...



官方出版72篇真题阅读文章+考题



51篇阅读文章+考题



225篇真题阅读文章和考题

还未面世的119篇真题阅读文章和考题（加密）



剑桥雅思5-P89

强化玻璃





8 Mark



- 14 Brian Waldron
- 15 Trevor Ford
- 16 Graham Dodd
- 17 John Barry

List of Statements

- A suggests that publicity about nickel sulphide failure has been suppressed
- B regularly sees cases of nickel sulphide failure
- C closely examined all the glass in one building
- D was involved with the construction of Bishops Walk
- E recommended the rebuilding of Waterfront Place
- F thinks the benefits of toughened glass are exaggerated
- G claims that nickel sulphide failure is very unusual
- H refers to the most extreme case of delayed failure



- Sulfide
- Fluoride
- Sulphates
- Phosphate
- Carbonate
- Nitrogenous




Toughened Glass

Toughened glass is favoured by architects because it is much stronger than ordinary glass, and the fragments are not as **18** when it breaks. However, it has one disadvantage: it can shatter **19** This fault is a result of the manufacturing process. Ordinary glass is first heated, then cooled very **20** The outer layer **21** before the inner layer, and the tension between the two layers which is created because of this makes the glass stronger. However, if the glass contains nickel sulphide impurities, crystals of nickel sulphide are formed. These are unstable, and can expand suddenly, particularly if the weather is **22** If this happens, the pane of glass may break. The frequency with which such problems occur is **23** by glass experts. Furthermore, the crystals cannot be detected without sophisticated equipment.



Razor-sharp



Fragments of tempered glass

Fragments of float glass



A numerous

B detected

C quickly

D agreed

E warm

F sharp

G expands

H slowly

I unexpectedly

J removed

K contracts

L disputed

M cold

N moved

O small

P calculated



Questions 24–26

Do the following statements agree with the information given in Reading Passage 2?

In boxes 24–26 on your answer sheet, write

TRUE

if the statement agrees with the information

FALSE

if the statement contradicts the information

NOT GIVEN

if there is no information on this

- 24 Little doubt was expressed about the reason for the Bishops Walk accident.
- 25 Toughened glass has the same appearance as ordinary glass.
- 26 There is plenty of documented evidence available about the incidence of nickel sulphide failure.



Toughened Glass

Toughened glass is favoured by architects because it is much stronger than ordinary glass, and the fragments are not as 18 when it breaks. However, it has one disadvantage: it can shatter 19 This fault is a result of the manufacturing process. Ordinary glass is first heated, then cooled very 20 The outer layer 21 before the inner layer, and the tension between the two layers which is created because of this makes the glass stronger. However, if the glass contains nickel sulphide impurities, crystals of nickel sulphide are formed. These are unstable, and can expand suddenly, particularly if the weather is 22 If this happens, the pane of glass may break. The frequency with which such problems occur is 23 by glass experts. Furthermore, the crystals cannot be detected without sophisticated equipment.

形容词

副词

动词

形容词

形容词

A numerous	B detected	C quickly
D agreed	E warm	F sharp
G expands	H slowly	I unexpectedly
J removed	K contracts	L disputed
M cold	N moved	O small
P calculated		

第1段

On 2nd August 1999, a particularly hot day in the town of Cirencester in the UK, a large pane of toughened glass in the roof of a shopping centre at Bishops Walk shattered without warning and fell from its frame. When fragments were analysed by experts at the giant glass manufacturer Pilkington, which had made the pane, they found that minute crystals of nickel sulphide trapped inside the glass had almost certainly caused the failure.



第2段

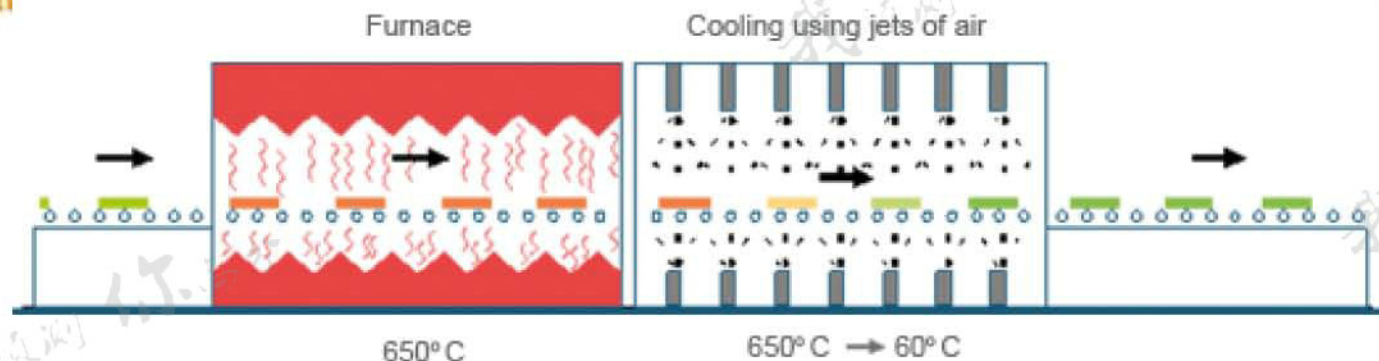
'The glass industry is aware of the issue,' says Brian Waldron, chairman of the standards committee at the Glass and Glazing Federation, a British trade association, and standards development officer at Pilkington. But he insists that cases are few and far between. 'It's a very rare phenomenon,' he says.



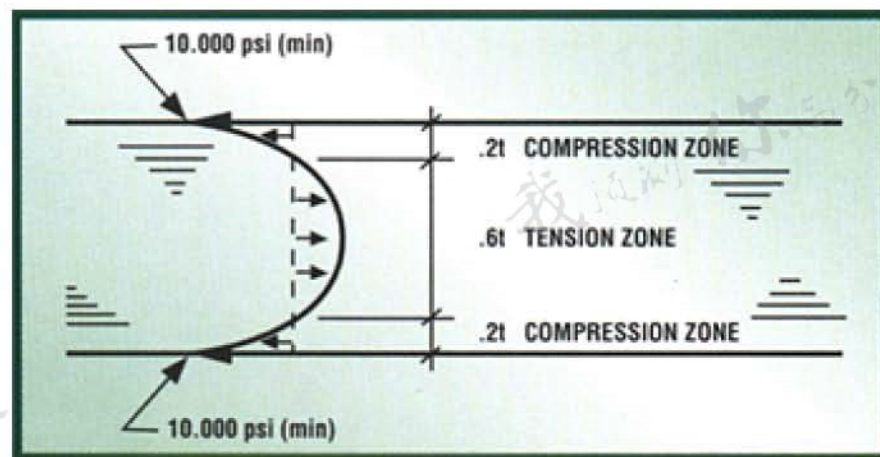
Others disagree. 'On average I see about one or two buildings a month suffering from nickel sulphide related failures,' says Barrie Josie, a consultant engineer involved in the Bishops Walk investigation. Other experts tell of similar experiences. Tony Wilmott of London-based consulting engineers Sandberg, and Simon Armstrong at CladTech Associates in Hampshire both say they know of hundreds of cases. 'What you hear is only the tip of the iceberg,' says Trevor Ford, a glass expert at Resolve Engineering in Brisbane, Queensland. He believes the reason is simple: 'No-one wants bad press.'

Toughened glass is found everywhere, from cars and bus shelters to the windows, walls and roofs of thousands of buildings around the world. It's easy to see why. This glass has five times the strength of standard glass, and when it does break it shatters into tiny cubes rather than large, razor-sharp shards. Architects love it because large panels can be bolted together to make transparent walls, and turning it into ceilings and floors is almost as easy.



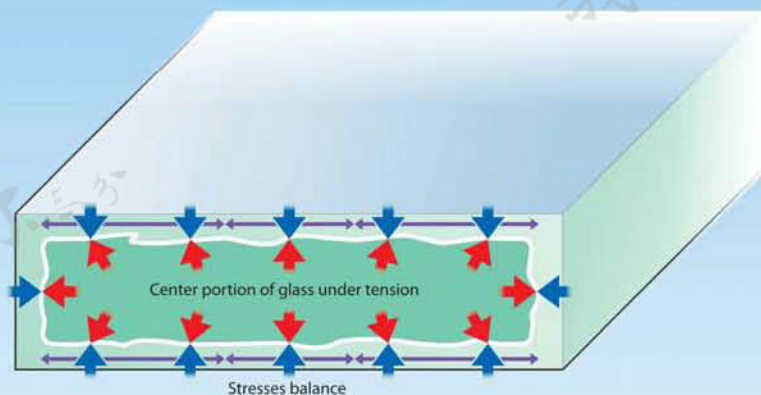


It is made by heating glass to about 620°C to soften it slightly, allowing its structure to expand, and then cooling it rapidly with jets of cold air. This causes the outer layer of the pane to contract and solidify before the interior. When the interior finally solidifies and shrinks, it exerts a pull on the outer layer that leaves it in permanent compression and produces a tensile force inside the glass. As cracks propagate best in materials under tension, the compressive force on the surface must be overcome before the pane will break, making it more resistant to cracking.



TEMPERED GLASS

Surface of glass in compression ($> 10,000$ psi)



The problem starts when glass contains nickel sulphide impurities. Trace amounts of nickel and sulphur are usually present in the raw materials used to make glass, and nickel can also be introduced by fragments of nickel alloys falling into the molten glass. As the glass is heated, these atoms react to form tiny crystals of nickel sulphide. Just a tenth of a gram of nickel in the furnace can create up to 50,000 crystals.



These crystals can exist in two forms: a dense form called the alpha phase, which is stable at high temperatures, and a less dense form called the beta phase, which is stable at room temperatures. The high temperatures used in the toughening process convert all the crystals to the dense, compact alpha form. But the subsequent cooling is so rapid that the crystals don't have time to change back to the beta phase. This leaves unstable alpha crystals in the glass, primed like a coiled spring, ready to revert to the beta phase without warning.



When this happens, the crystals expand by up to 4%. And if they are within the central, tensile region of the pane, the stresses this unleashes can shatter the whole sheet. The time that elapses before failure occurs is unpredictable. It could happen just months after manufacture, or decades later, although if the glass is heated – by sunlight, for example – the process is speeded up. Ironically, says Graham Dodd, of consulting engineers Arup in London, the oldest pane of toughened glass known to have failed due to nickel sulphide inclusions was in Pilkington's glass research building in Lathom, Lancashire. The pane was 27 years old.



Data showing the scale of the nickel sulphide problem is almost impossible to find. The picture is made more complicated by the fact that these crystals occur in batches. So even if, on average, there is only one inclusion in 7 tonnes of glass, if you experience one nickel sulphide failure in your building, that probably means you've got a problem in more than one pane. Josie says that in the last decade he has worked on over 15 buildings with the number of failures into double figures.



One of the worst examples of this is Waterfront Place, which was completed in 1990. Over the following decade the 40-storey Brisbane block suffered a rash of failures. Eighty panes of its toughened glass shattered due to inclusions before experts were finally called in. John Barry, an expert in nickel sulphide contamination at the University of Queensland, analysed every glass pane in the building. Using a studio camera, a photographer went up in a cradle to take photos of every pane. These were scanned under a modified microfiche reader for signs of nickel sulphide crystals. 'We discovered at least another 120 panes with potentially dangerous inclusions which were then replaced,' says Barry. 'It was a very expensive and time-consuming process that took around six months to complete.'

Though the project cost A\$1.6 million (nearly £700,000), the alternative – re-cladding the entire building – would have cost ten times as much.



练习：剑桥5-P91

List of Statements

- A suggests that publicity about nickel sulphide failure has been suppressed
- B regularly sees cases of nickel sulphide failure
- C closely examined all the glass in one building
- D was involved with the construction of Bishops Walk
- E recommended the rebuilding of Waterfront Place
- F thinks the benefits of toughened glass are exaggerated
- G claims that nickel sulphide failure is very unusual
- H refers to the most extreme case of delayed failure



On 2nd August 1999, a particularly hot day in the town of Cirencester in the UK, a large pane of toughened glass in the roof of a shopping centre at Bishops Walk shattered without warning and fell from its frame. When fragments were analysed by experts at the giant glass manufacturer Pilkington, which had made the pane, they found that minute crystals of nickel sulphide trapped inside the glass had almost certainly caused the failure.

'The glass industry is aware of the issue,' says Brian Waldron, chairman of the standards committee at the Glass and Glazing Federation, a British trade association, and standards development officer at Pilkington. But he insists that cases are few and far between. 'It's a very rare phenomenon,' he says.

Others disagree. 'On average I see about one or two buildings a month suffering from nickel sulphide related failures,' says Barrie Josie, a consultant engineer involved in the Bishops Walk investigation. Other experts tell of similar experiences. Tony Wilmott of London-based consulting engineers Sandberg, and Simon Armstrong at CladTech Associates in Hampshire both say they know of hundreds of cases. 'What you hear is only the tip of the iceberg,' says Trevor Ford, a glass expert at Resolve Engineering in Brisbane, Queensland. He believes the reason is simple: 'No-one wants bad press.'

Toughened glass is found everywhere, from cars and bus shelters to the windows, walls and roofs of thousands of buildings around the world. It's easy to see why. This glass has five times the strength of standard glass, and when it does break it shatters into tiny cubes rather than large, razor-sharp shards. Architects love it because large panels can be bolted together to make transparent walls, and turning it into ceilings and floors is almost as easy.

It is made by heating a sheet of ordinary glass to about 620°C to soften it slightly, allowing its structure to expand, and then cooling it rapidly with jets of cold air. This causes the outer layer of the pane to contract and solidify before the interior. When the interior finally solidifies and shrinks, it exerts a pull on the outer layer that leaves it in permanent compression and produces a tensile force inside the glass. As cracks propagate best in materials under tension, the compressive force on the surface must be overcome before the pane will break, making it more resistant to cracking.

The problem starts when glass contains nickel sulphide impurities. Trace amounts of nickel and sulphur are usually present in the raw materials used to make glass, and nickel can also be introduced by fragments of nickel alloys falling into the molten glass. As the glass is heated, these atoms react to



form tiny crystals of nickel sulphide. Just a tenth of a gram of nickel in the furnace can create up to 50,000 crystals.

These crystals can exist in two forms: a dense form called the alpha phase, which is stable at high temperatures, and a less dense form called the beta phase, which is stable at room temperatures. The high temperatures used in the toughening process convert all the crystals to the dense, compact alpha form. But the subsequent cooling is so rapid that the crystals don't have time to change back to the beta phase. This leaves unstable alpha crystals in the glass, primed like a coiled spring, ready to revert to the beta phase without warning.

When this happens, the crystals expand by up to 4%. And if they are within the central, tensile region of the pane, the stresses this unleashes can shatter the whole sheet. The time that elapses before failure occurs is unpredictable. It could happen just months after manufacture, or decades later, although if the glass is heated – by sunlight, for example – the process is speeded up. Ironically, says Graham Dodd, of consulting engineers Arup in London, the oldest pane of toughened glass known to have failed due to nickel sulphide inclusions was in Pilkington's glass research building in Lathom, Lancashire. The pane was 27 years old.

Data showing the scale of the nickel sulphide problem is almost impossible to

find. The picture is made more complicated by the fact that these crystals occur in batches. So even if, on average, there is only one inclusion in 7 tonnes of glass, if you experience one nickel sulphide failure in your building, that probably means you've got a problem in more than one pane. Josie says that in the last decade he has worked on over 15 buildings with the number of failures into double figures.

One of the worst examples of this is Waterfront Place, which was completed in 1990. Over the following decade the 40-storey Brisbane block suffered a rash of failures. Eighty panes of its toughened glass shattered due to inclusions before experts were finally called in. John Barry, an expert in nickel sulphide contamination at the University of Queensland, analysed every glass pane in the building. Using a studio camera, a photographer went up in a cradle to take photos of every pane. These were scanned under a modified microfiche reader for signs of nickel sulphide crystals. 'We discovered at least another 120 panes with potentially dangerous inclusions which were then replaced,' says Barry. 'It was a very expensive and time-consuming process that took around six months to complete.' Though the project cost A\$1.6 million (nearly £700,000), the alternative – re-cladding the entire building – would have cost ten times as much.