

<http://ielts-simon.com/>

task 2 P2-P23

task 1 P24-P52

IELTS Writing Task 2: 'wild animals' essay

Wild animals have no place in the 21st century, so protecting them is a waste of resources. To what extent do you agree or disagree?

Some people argue that it is pointless to spend money on the protection of wild animals because we humans have no need for them. I completely disagree with this point of view.

In my opinion, it is absurd to argue that wild animals have no place in the 21st century. I do not believe that planet Earth exists only for the benefit of humans, and there is nothing special about this particular century that means that we suddenly have the right to allow or encourage the extinction of any species. Furthermore, there is no compelling reason why we should let animals die out. We do not need to exploit or destroy every last square metre of land in order to feed or accommodate the world's population. There is plenty of room for us to exist side by side with wild animals, and this should be our aim.

I also disagree with the idea that protecting animals is a waste of resources. It is usually the protection of natural habitats that ensures the survival of wild animals, and most scientists agree that these habitats are also crucial for human survival. For example, rainforests produce oxygen, absorb carbon dioxide and stabilise the Earth's climate. If we destroyed these areas, the costs of managing the resulting changes to our planet would far outweigh the costs of conservation. By protecting wild animals and their habitats, we maintain the natural balance of all life on Earth.

In conclusion, we have no right to decide whether or not wild animals should exist, and I believe that we should do everything we can to protect them.

(269 words, band 9)

Happiness is considered very important in life. Why is it difficult to define? What factors are important in achieving happiness?

It is no doubt true that the majority of people would like to be happy in their lives. While the personal nature of happiness makes it difficult to describe, there do seem to be some common needs that we all share with regard to experiencing or achieving happiness.

Happiness is difficult to define because it means something different to each individual person. Nobody can fully understand or experience another person's feelings, and we all have our own particular passions from which we take pleasure. Some people, for example, derive a sense of satisfaction from earning money or achieving success, whereas for others, health and family are much more important. At the same time, a range of other feelings, from excitement to peacefulness, may be associated with the idea of happiness, and the same person may therefore feel happy in a variety of different ways.

Although it seems almost impossible to give a precise definition of happiness, most people would agree that there are some basic preconditions to achieving it. Firstly, it is hard for a person to be happy if he or she does not have a safe place to live and enough food to eat. Our basic survival needs must surely be met before we can lead a pleasant life. Secondly, the greatest joy in life is usually found in shared experiences with family and friends, and it is rare to find a person who is content to live in complete isolation. Other key factors could be individual freedom and a sense of purpose in life.

In conclusion, happiness is difficult to define because it is particular to each individual, but I believe that our basic needs for shelter, food and company need to be fulfilled before we can experience it.

(292 words, band 9)

In some parts of the world it is becoming popular to research the history of one's own family. Why might people want to do this? Is it a positive or negative development?

Here's the plan I wrote for the first main body paragraph:

- Paragraph 2: Why might people want to research family history?
- various different reasons
- to know more about themselves and their roots, where they come from, whether their ancestors had similar personality traits
- because the Internet makes it easier to do this research, we hear about others who have done it, there are advertisements to encourage us
- out of curiosity e.g. we might secretly hope that we have a famous or wealthy ancestor

Here's a full paragraph using the ideas above:

There are various reasons why people might decide to trace their family histories. One explanation may be that they would like to know more about themselves, in terms of their roots, where they come from, or whether their ancestors had similar personality traits. Another factor could be that it has become so much easier to carry out genealogical research using the Internet. We hear about people who have studied their family trees, and there are even advertisements to encourage us to use genealogy websites. Finally, it may be that people are simply curious to find out whether they have any famous or wealthy ancestors.

or negative development?

Note:

I would call this a "2-part question". The task is **NOT** to write an essay about the positives and negatives of researching family history. The task is to explain why people do it, and then give your opinion as to whether it is a positive **OR** negative thing to do.

Tip:

Why not do some research on the Internet around the topic of "family history"? Try to find some good words and phrases that English speakers use when writing about this topic e.g. family tree, ancestors, genealogy, tracing family history, a person's roots etc.

Essay Plan - 10 minutes

Paragraph 1: Just write 2 sentences

- introduce the topic
- give an overall answer to both questions

Paragraph 2: Why might people want to research family history?

- various different reasons
- to know more about themselves and their roots, where they come from, whether their ancestors had similar personality traits

- because the Internet makes it easier to do this research, we hear about others who have done it, there are even advertisements to encourage us
- out of curiosity e.g. we might secretly hope that we have a famous or wealthy ancestor

Paragraph 3: Is it positive or negative?

- positive in my view
- a fascinating hobby, a nice way to spend free time, a good talking point with family and friends e.g. if we discover a particularly interesting ancestor
- a good way to teach children about history, how earlier generations lived
- we may even find "long-lost" family members, distant relatives that we might have the chance to meet

Paragraph 4:

- conclude by repeating (paraphrasing) the overall answer to both questions

IELTS Writing Task 2: 'private schools' essay

Here's an essay that I wrote with my students using the ideas and the advice about organisation in last week's [lesson](#).

Families who send their children to private schools should not be required to pay taxes that support the state education system.

To what extent do you agree or disagree with this statement?

Some people believe that parents of children who attend private schools should not need to contribute to state schools through taxes. Personally, I completely disagree with this view.

For a variety of reasons, it would be wrong to reduce taxes for families who pay for private education. Firstly, it would be difficult to calculate the correct amount of tax reduction for these families, and staff would be required to manage this complex process. Secondly, we all pay a certain amount of tax for public services that we may not use. For example, most people are fortunate enough not to have to call the police or fire brigade at any time in their lives, but they would not expect a tax reduction for this. Finally, if wealthy families were given a tax discount for sending their children to private schools, we might have a situation where poorer people pay higher taxes than the rich.

In my opinion, we should all be happy to pay our share of the money that supports public schools. It is beneficial for all members of society to have a high quality education system with equal opportunities for all young people. This will result in a well-educated workforce, and in turn a more productive and prosperous nation. Parents of children in private schools may also see the advantages of this in their own lives. For example, a company owner will need well qualified and competent staff, and a well-funded education system can provide such employees.

In conclusion, I do not believe that any financial concessions should be made for people who choose private education.

(269 words, band 9)

In the essay below, the conclusion is missing. Can you suggest one? Remember to keep it short and simple. Don't add any new information; just repeat or summarise your answer.

Nowadays celebrities are more famous for their glamour and wealth than for their achievements, and this sets a bad example to young people.

To what extent do you agree or disagree with this statement?

It is true that some celebrities are known for their glamorous lifestyles rather than for the work they do. While I agree that these celebrities set a bad example for children, I believe that other famous people act as positive role models.

On the one hand, many people do achieve fame without really working for it. They may have inherited money from parents, married a famous or wealthy person, or they may have appeared in gossip magazines or on a reality TV programme. A good example would be Paris Hilton, who is rich and famous for the wrong reasons. She spends her time attending parties and nightclubs, and her behaviour promotes the idea that appearance, glamour and media profile are more important than hard work and good character. The message to young people is that success can be achieved easily, and that school work is not necessary.

On the other hand, there are at least as many celebrities whose accomplishments make them excellent role models for young people. Actors, musicians and sports stars become famous idols because they have worked hard and applied themselves to develop real skills and abilities. They demonstrate great effort, determination and ambition, which is required for someone who wants to be truly successful in their chosen field. An example is the actor and martial artist Jackie Chan, who has become world famous through years of practice and hard work. This kind of self-made celebrity can inspire children to develop their talents through application and perseverance.

(Add your own conclusion)

When choosing a job, the salary is the most important consideration. To what extent do you agree or disagree?

Many people choose their jobs based on the size of the salary offered. Personally, I disagree with the idea that money is the key consideration when deciding on a career, because I believe that other factors are equally important.

On the one hand, I agree that money is necessary in order for people to meet their basic needs. For example, we all need money to pay for housing, food, bills, health care, and education. Most people consider it a priority to at least earn a salary that allows them to cover these needs and have a reasonable quality of life. If people chose their jobs based on enjoyment or other non-financial factors, they might find it difficult to support themselves. Artists and musicians, for instance, are known for choosing a career path that they love, but that does not always provide them with enough money to live comfortably and raise a family.

Nevertheless, I believe that other considerations are just as important as what we earn in our jobs. Firstly, personal relationships and the atmosphere in a workplace are extremely important when choosing a job. Having a good manager or friendly colleagues, for example, can make a huge difference to workers' levels of happiness and general quality of life. Secondly, many people's feelings of job satisfaction come from their professional achievements, the skills they learn, and the position they reach, rather than the money they earn. Finally, some people choose a career because they want to help others and contribute something positive to society.

In conclusion, while salaries certainly affect people's choice of profession, I do not believe that money outweighs all other motivators.

(275 words, band 9)

IELTS Writing Task 2: 'foreign tourists' essay

Foreign visitors should pay more than local visitors for cultural and historical attractions. To what extent do you agree or disagree with this opinion?

It is sometimes argued that tourists from overseas should be charged more than local residents to visit important sites and monuments. I completely disagree with this idea.

The argument in favour of higher prices for foreign tourists would be that cultural or historical attractions often depend on state subsidies to keep them going, which means that the resident population already pays money to these sites through the tax system. However, I believe this to be a very shortsighted view. Foreign tourists contribute to the economy of the host country with the money they spend on a wide range of goods and services, including food, souvenirs, accommodation and travel. The governments and inhabitants of every country should be happy to subsidise important tourist sites and encourage people from the rest of the world to visit them.

If travellers realised that they would have to pay more to visit historical and cultural attractions in a particular nation, they would perhaps decide not to go to that country on holiday. To take the UK as an example, the tourism industry and many related jobs rely on visitors coming to the country to see places like Windsor Castle or Saint Paul's Cathedral. These two sites charge the same price regardless of nationality, and this helps to promote the nation's cultural heritage. If overseas tourists stopped coming due to higher prices, there would be a risk of insufficient funding for the maintenance of these important buildings.

In conclusion, I believe that every effort should be made to attract tourists from overseas, and it would be counterproductive to make them pay more than local residents.

(269 words, band 9)

IELTS Writing Task 2: 'artists' essay

Here's a full essay that I wrote with my students about the topic below.

Some people think that governments should give financial support to creative artists such as painters and musicians. Others believe that creative artists should be funded by alternative sources. Discuss both views and give your own opinion.

People have different views about the funding of creative artists. While some people disagree with the idea of government support for artists, I believe that money for art projects should come from both governments and other sources.

Some art projects definitely require help from the state. In the UK, there are many works of art in public spaces, such as streets or squares in city centres. In Liverpool, for example, there are several new statues and sculptures in the docks area of the city, which has been redeveloped recently. These artworks represent culture, heritage and history. They serve to educate people about the city, and act as landmarks or talking points for visitors and tourists. Governments and local councils should pay creative artists to produce this kind of art, because without their funding our cities would be much less interesting and attractive.

On the other hand, I can understand the arguments against government funding for art. The main reason for this view is that governments have more important concerns. For example, state budgets need to be spent on education, healthcare, infrastructure and security, among other areas. These public services are vital for a country to function properly, whereas the work of creative artists, even in public places, is a luxury. Another reason for this opinion is that artists do a job like any other professional, and they should therefore earn their own money by selling their work.

In conclusion, there are good reasons why artists should rely on alternative sources of financial support, but in my opinion government help is sometimes necessary.

IELTS Writing Task 2: 'animal testing' essay

Nowadays animal experiments are widely used to develop new medicines and to test the safety of other products. Some people argue that these experiments should be banned because it is morally wrong to cause animals to suffer, while others are in favour of them because of their benefits to humanity. Discuss both views and give your own opinion.

It is true that medicines and other products are routinely tested on animals before they are cleared for human use. While I tend towards the viewpoint that animal testing is morally wrong, I would have to support a limited amount of animal experimentation for the development of medicines.

On the one hand, there are clear ethical arguments against animal experimentation. To use a common example of this practice, laboratory mice may be given an illness so that the effectiveness of a new drug can be measured. Opponents of such research argue that humans have no right to subject animals to this kind of trauma, and that the lives of all creatures should be respected. They believe that the benefits to humans do not justify the suffering caused, and that scientists should use alternative methods of research.

On the other hand, reliable alternatives to animal experimentation may not always be available. Supporters of the use of animals in medical research believe that a certain amount of suffering on the part of mice or rats can be justified if human lives are saved. They argue that opponents of such research might feel differently if a member of their own families needed a medical treatment that had been developed through the use of animal experimentation. Personally, I agree with the banning of animal testing for non-medical products, but I feel that it may be a necessary evil where new drugs and medical procedures are concerned.

In conclusion, it seems to me that it would be wrong to ban testing on animals for vital medical research until equally effective alternatives have been developed.

(270 words, band 9)

IELTS Writing Task 2: problem/solution essay

Here's my full essay for the question we've been working on.

In the developed world, average life expectancy is increasing. What problems will this cause for individuals and society? Suggest some measures that could be taken to reduce the impact of ageing populations.

It is true that people in industrialised nations can expect to live longer than ever before. Although there will undoubtedly be some negative consequences of this trend, societies can take steps to mitigate these potential problems.

As people live longer and the populations of developed countries grow older, several related problems can be anticipated. The main issue is that there will obviously be more people of retirement age who will be eligible to receive a pension. The proportion of younger, working adults will be smaller, and governments will therefore receive less money in taxes in relation to the size of the population. In other words, an ageing population will mean a greater tax burden for working adults. Further pressures will include a rise in the demand for healthcare, and the fact young adults will increasingly have to look after their elderly relatives.

There are several actions that governments could take to solve the problems described above. Firstly, a simple solution would be to increase the retirement age for working adults, perhaps from 65 to 70. Nowadays, people of this age tend to be healthy enough to continue a productive working life. A second measure would be for governments to encourage immigration in order to increase the number of working adults who pay taxes. Finally, money from national budgets will need to be taken from other areas and spent on vital healthcare, accommodation and transport facilities for the rising numbers of older citizens.

In conclusion, various measures can be taken to tackle the problems that are certain to arise as the populations of countries grow older.

(265 words, band 9)

IELTS Writing Task 2: 'video games' essay

Some people regard video games as harmless fun, or even as a useful educational tool. Others, however, believe that video games are having an adverse effect on the people who play them. In your opinion, do the drawbacks of video games outweigh the benefits?

Many people, and children in particular, enjoy playing computer games. While I accept that these games can sometimes have a positive effect on the user, I believe that they are more likely to have a harmful impact.

On the one hand, video games can be both entertaining and educational. Users, or gamers, are transported into virtual worlds which are often more exciting and engaging than real-life pastimes. From an educational perspective, these games encourage imagination and creativity, as well as concentration, logical thinking and problem solving, all of which are useful skills outside the gaming context. Furthermore, it has been shown that computer simulation games can improve users' motor skills and help to prepare them for real-world tasks, such as flying a plane.

However, I would argue that these benefits are outweighed by the drawbacks. Gaming can be highly addictive because users are constantly given scores, new targets and frequent rewards to keep them playing. Many children now spend hours each day trying to progress through the levels of a game or to get a higher score than their friends. This type of addiction can have effects ranging from lack of sleep to problems at school, when homework is sacrificed for a few more hours on the computer or console. The rise in obesity in recent years has also been linked in part to the sedentary lifestyle and lack of exercise that often accompany gaming addiction.

In conclusion, it seems to me that the potential dangers of video games are more significant than the possible benefits.

(258 words, band 9)

There are many different types of music in the world today. Why do we need music? Is the traditional music of a country more important than the international music that is heard everywhere nowadays?

It is true that a rich variety of musical styles can be found around the world. Music is a vital part of all human cultures for a range of reasons, and I would argue that traditional music is more important than modern, international music.

Music is something that accompanies all of us throughout our lives. As children, we are taught songs by our parents and teachers as a means of learning language, or simply as a form of enjoyment. Children delight in singing with others, and it would appear that the act of singing in a group creates a connection between participants, regardless of their age. Later in life, people's musical preferences develop, and we come to see our favourite songs as part of our life stories. Music both expresses and arouses emotions in a way that words alone cannot. In short, it is difficult to imagine life without it.

In my opinion, traditional music should be valued over the international music that has become so popular. International pop music is often catchy and fun, but it is essentially a commercial product that is marketed and sold by business people. Traditional music, by contrast, expresses the culture, customs and history of a country. Traditional styles, such as ...(example)..., connect us to the past and form part of our cultural identity. It would be a real pity if pop music became so predominant that these national styles disappeared.

In conclusion, music is a necessary part of human existence, and I believe that traditional music should be given more importance than international music.

(261 words, band 9)

IELTS Writing Task 2: 'unpaid work' essay

Some people think that all teenagers should be required to do unpaid work in their free time to help the local community. They believe this would benefit both the individual teenager and society as a whole.

Do you agree or disagree?

Many young people work on a volunteer basis, and this can only be beneficial for both the individual and society as a whole. However, I do not agree that we should therefore force all teenagers to do unpaid work.

Most young people are already under enough pressure with their studies, without being given the added responsibility of working in their spare time. School is just as demanding as a full-time job, and teachers expect their students to do homework and exam revision on top of attending lessons every day. When young people do have some free time, we should encourage them to enjoy it with their friends or to spend it doing sports and other leisure activities. They have many years of work ahead of them when they finish their studies.

At the same time, I do not believe that society has anything to gain from obliging young people to do unpaid work. In fact, I would argue that it goes against the values of a free and fair society to force a group of people to do something against their will. Doing this can only lead to resentment amongst young people, who would feel that they were being used, and parents, who would not want to be told how to raise their children. Currently, nobody is forced to volunteer, and this is surely the best system.

In conclusion, teenagers may choose to work for free and help others, but in my opinion we should not make this compulsory.

(250 words, band 9)

IELTS Writing Task 2: 'hobbies' essay

I wrote the following essay with some of my students. We tried to keep it clear, concise and well-organised, but it's still good enough for a band 9.

***Some people believe that hobbies need to be difficult to be enjoyable.
To what extent do you agree or disagree?***

Some hobbies are relatively easy, while others present more of a challenge. Personally, I believe that both types of hobby can be fun, and I therefore disagree with the statement that hobbies need to be difficult in order to be enjoyable.

On the one hand, many people enjoy easy hobbies. One example of an activity that is easy for most people is swimming. This hobby requires very little equipment, it is simple to learn, and it is inexpensive. I remember learning to swim at my local swimming pool when I was a child, and it never felt like a demanding or challenging experience. Another hobby that I find easy and fun is photography. In my opinion, anyone can take interesting pictures without knowing too much about the technicalities of operating a camera. Despite being straightforward, taking photos is a satisfying activity.

On the other hand, difficult hobbies can sometimes be more exciting. If an activity is more challenging, we might feel a greater sense of satisfaction when we manage to do it successfully. For example, film editing is a hobby that requires a high level of knowledge and expertise. In my case, it took me around two years before I became competent at this activity, but now I enjoy it much more than I did when I started. I believe that many hobbies give us more pleasure when we reach a higher level of performance because the results are better and the feeling of achievement is greater.

In conclusion, simple hobbies can be fun and relaxing, but difficult hobbies can be equally pleasurable for different reasons.

Note:

Notice that we used examples as the basis of both main paragraphs.

IELTS Writing Task 2: 'technology' essay

Several people have asked me about this question from Cambridge IELTS 8. I wrote the essay below with the help of some of my students. A few simple linking features are highlighted.

Nowadays the way many people interact with each other has changed because of technology.

In what ways has technology affected the types of relationships that people make? Has this been a positive or negative development?

It is true that new technologies have had an influence on communication between people. Technology has affected relationships in various ways, and in my opinion there are both positive and negative effects.

Technology has had an impact on relationships in business, education and social life. Firstly, telephones and the Internet allow business people in different countries to interact without ever meeting each other. Secondly, services like Skype create new possibilities for relationships between students and teachers. For example, a student can now take video lessons with a teacher in a different city or country. Finally, many people use social networks, like Facebook, to make new friends and find people who share common interests, and they interact through their computers rather than face to face.

On the one hand, these developments can be extremely positive. Cooperation between people in different countries was much more difficult when communication was limited to written letters or telegrams. Nowadays, interactions by email, phone or video are almost as good as face-to-face meetings, and many of us benefit from these interactions, either in work or social contexts. On the other hand, the availability of new communication technologies can also have the result of isolating people and discouraging real interaction. For example, many young people choose to make friends online rather than mixing with their peers in the real world, and these 'virtual' relationships are a poor substitute for real friendships.

In conclusion, technology has certainly revolutionised communication between people, but not all of the outcomes of this revolution have been positive.

(257 words, band 9)

IELTS Writing Task 2: 'gender and university' essay

Here's my full essay using last week's plan:

Universities should accept equal numbers of male and female students in every subject. To what extent do you agree or disagree?

In my opinion, men and women should have the same educational opportunities. However, I do not agree with the idea of accepting equal proportions of each gender in every university subject.

Having the same number of men and women on all degree courses is simply unrealistic. Student numbers on any course depend on the applications that the institution receives. If a university decided to fill courses with equal numbers of males and females, it would need enough applicants of each gender. In reality, many courses are more popular with one gender than the other, and it would not be practical to aim for equal proportions. For example, nursing courses tend to attract more female applicants, and it would be difficult to fill these courses if fifty per cent of the places needed to go to males.

Apart from the practical concerns expressed above, I also believe that it would be unfair to base admission to university courses on gender. Universities should continue to select the best candidates for each course according to their qualifications. In this way, both men and women have the same opportunities, and applicants know that they will be successful if they work hard to achieve good grades at school. If a female student is the best candidate for a place on a course, it is surely wrong to reject her in favour of a male student with lower grades or fewer qualifications.

In conclusion, the selection of university students should be based on merit, and it would be both impractical and unfair to change to a selection procedure based on gender.

(265 words, band 9)

IELTS Writing Task 2: 'museums' essay

Some people think that museums should be enjoyable places to entertain people, while others believe that the purpose of museums is to educate. Discuss both views and give your own opinion.

People have different views about the role and function of museums. In my opinion, museums can and should be both entertaining and educational.

On the one hand, it can be argued that the main role of a museum is to entertain. Museums are tourist attractions, and their aim is to exhibit a collection of interesting objects that many people will want to see. The average visitor may become bored if he or she has to read or listen to too much educational content, so museums often put more of an emphasis on enjoyment rather than learning. This type of museum is designed to be visually spectacular, and may have interactive activities or even games as part of its exhibitions.

On the other hand, some people argue that museums should focus on education. The aim of any exhibition should be to teach visitors something that they did not previously know. Usually this means that the history behind the museum's exhibits needs to be explained, and this can be done in various ways. Some museums employ professional guides to talk to their visitors, while other museums offer headsets so that visitors can listen to detailed commentary about the exhibition. In this way, museums can play an important role in teaching people about history, culture, science and many other aspects of life.

In conclusion, it seems to me that a good museum should be able to offer an interesting, enjoyable and educational experience so that people can have fun and learn something at the same time.

(253 words, band 9)

IELTS Writing Task 2: sample discussion essay

Here's an example of how I write a 4-paragraph essay for "discuss and give your opinion" questions. Notice that I give my opinion in 3 places (introduction, paragraph 3, conclusion).

Some people believe that studying at university or college is the best route to a successful career, while others believe that it is better to get a job straight after school.

Discuss both views and give your opinion.

When they finish school, teenagers face the dilemma of whether to get a job or continue their education. While there are some benefits to getting a job straight after school, I would argue that it is better to go to college or university.

The option to start work straight after school is attractive for several reasons. Many young people want to start earning money as soon as possible. In this way, they can become independent, and they will be able to afford their own house or start a family. In terms of their career, young people who decide to find work, rather than continue their studies, may progress more quickly. They will have the chance to gain real experience and learn practical skills related to their chosen profession. This may lead to promotions and a successful career.

On the other hand, I believe that it is more beneficial for students to continue their studies. Firstly, academic qualifications are required in many professions. For example, it is impossible to become a doctor, teacher or lawyer without having the relevant degree. As a result, university graduates have access to more and better job opportunities, and they tend to earn higher salaries than those with fewer qualifications. Secondly, the job market is becoming increasingly competitive, and sometimes there are hundreds of applicants for one position in a company. Young people who do not have qualifications from a university or college will not be able to compete.

For the reasons mentioned above, it seems to me that students are more likely to be successful in their careers if they continue their studies beyond school level.

(271 words, band 9)

IELTS Writing Task 2: 'minority languages' essay

Today, I'd like to share a 'band 9' sample essay for the question below.

Several languages are in danger of extinction because they are spoken by very small numbers of people. Some people say that governments should spend public money on saving these languages, while others believe that would be a waste of money.

Discuss both these views and give your opinion.

It is true that some minority languages may disappear in the near future. Although it can be argued that governments could save money by allowing this to happen, I believe that these languages should be protected and preserved.

There are several reasons why saving minority languages could be seen as a waste of money. Firstly, if a language is only spoken by a small number of people, expensive education programmes will be needed to make sure that more people learn it, and the state will have to pay for facilities, teachers and marketing. This money might be better spent on other public services. Secondly, it would be much cheaper and more efficient for countries to have just one language. Governments could cut all kinds of costs related to communicating with each minority group.

Despite the above arguments, I believe that governments should try to preserve languages that are less widely spoken. A language is much more than simply a means of communication; it has a vital connection with the cultural identity of the people who speak it. If a language disappears, a whole way of life will disappear with it, and we will lose the rich cultural diversity that makes societies more interesting. By spending money to protect minority languages, governments can also preserve traditions, customs and behaviours that are part of a country's history.

In conclusion, it may save money in the short term if we allow minority languages to disappear, but in the long term this would have an extremely negative impact on our cultural heritage.

IELTS Writing Task 2: full essay

Usually I suggest writing 4 paragraphs for task 2. However, sometimes it might be better to write 5 paragraphs. The following essay question has three parts, so I've written three main body paragraphs (5 paragraphs in total).

Explain some of the ways in which humans are damaging the environment. What can governments do to address these problems? What can individual people do?

Humans are responsible for a variety of environmental problems, but we can also take steps to reduce the damage that we are causing to the planet. This essay will discuss environmental problems and the measures that governments and individuals can take to address these problems.

Two of the biggest threats to the environment are air pollution and waste. Gas emissions from factories and exhaust fumes from vehicles lead to global warming, which may have a devastating effect on the planet in the future. As the human population increases, we are also producing ever greater quantities of waste, which contaminates the earth and pollutes rivers and oceans.

Governments could certainly make more effort to reduce air pollution. They could introduce laws to limit emissions from factories or to force companies to use renewable energy from solar, wind or water power. They could also impose 'green taxes' on drivers and airline companies. In this way, people would be encouraged to use public transport and to take fewer flights abroad, therefore reducing emissions.

Individuals should also take responsibility for the impact they have on the environment. They can take public transport rather than driving, choose products with less packaging, and recycle as much as possible. Most supermarkets now provide reusable bags for shoppers as well as 'banks' for recycling glass, plastic and paper in their car parks. By reusing and recycling, we can help to reduce waste.

In conclusion, both national governments and individuals must play their part in looking after the environment.

Note:

This essay is exactly 250 words long. I've tried to make it as simple as possible, but it's still good enough to get a band 9.

Alternatives for “Firstly, Secondly, Finally”

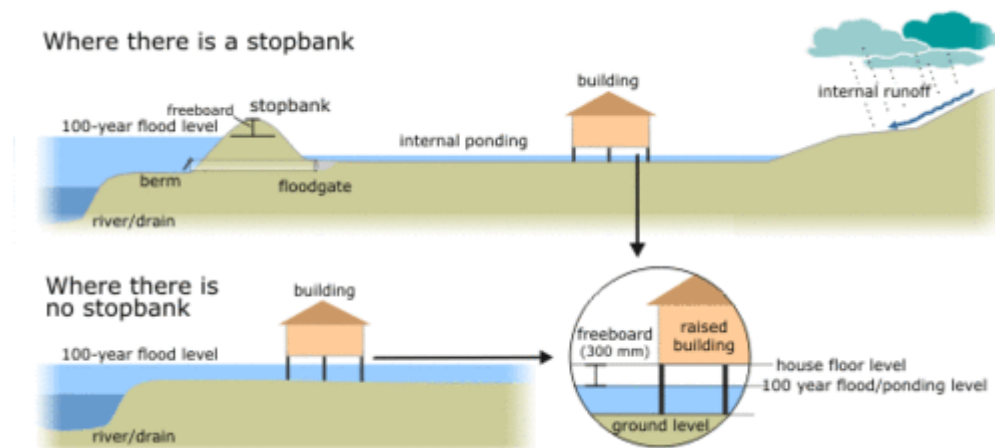
City life has several drawbacks. Firstly, the cost of living in a city is usually much higher than in a small town or village. Inhabitants of cities have to pay higher prices for housing, transport, and even food. Secondly, urban areas tend to suffer from social problems such as high crime and poverty rates in comparison with rural areas. Finally, the air quality in cities is often poor, due to pollution from traffic, and the streets and public transport systems are usually overcrowded. As a result, city life can be unhealthy and stressful.

City life has several drawbacks. One problem is that the cost of living in a city is usually much higher than in a small town or village. Inhabitants of cities have to pay higher prices for housing, transport, and even food. Urban areas also tend to suffer from social problems such as high crime and poverty rates in comparison with rural areas. Other drawbacks are that the air quality in cities is often poor, due to pollution from traffic, and the streets and public transport systems are usually overcrowded. As a result, city life can be unhealthy and stressful.

City life has several drawbacks. The main disadvantage is that the cost of living in a city is usually much higher than in a small town or village. Inhabitants of cities have to pay higher prices for housing, transport, and even food. Another issue is that urban areas tend to suffer from social problems such as high crime and poverty rates in comparison with rural areas. Also, the air quality in cities is often poor, due to pollution from traffic, and the streets and public transport systems are usually overcrowded. As a result, city life can be unhealthy and stressful.

IELTS Writing Task 1: 'flood diagram' answer

The diagrams below show how houses can be protected in areas which are prone to flooding.



Here's my full band 9 report:

The diagrams compare two different methods of defence for homes which are at risk of being flooded.

The key difference between the diagrams is that they show flood protection with and without a stopbank. In either case, the at-risk home is raised on stilts above ground level.

The first diagram shows how a stopbank acts as a flood barrier to stop river water from flooding homes. The stopbank is a small mound of land next to the river that is higher than the 100-year flood level, and prevents the river from bursting its banks. Nearby houses can be built on stilts to prevent flooding from rainwater, and a floodgate beneath the stopbank can be opened to allow this 'ponding' to drain off into the river.

When there is no stopbank, as shown in the second diagram, there will be nothing to stop the river from flooding. In this case, the solution is to put buildings on stilts. The height of the stilts is measured so that the floor of the house is 300mm above the 100-year flood level. This measurement is called the 'freeboard'.

IELTS Writing Task 1: 'waste table' essay

The table below shows the amount of waste production (in millions of tonnes) in six different countries over a twenty-year period.

	1980	1990	2000
Ireland	0.6	*	5
Japan	28	32	53
Korea	*	31	19
Poland	4	5	6.6
Portugal	2	3	5
US	131	151	192

*Figure not available

The chart compares the amounts of waste that were produced in six countries in the years 1980, 1990 and 2000.

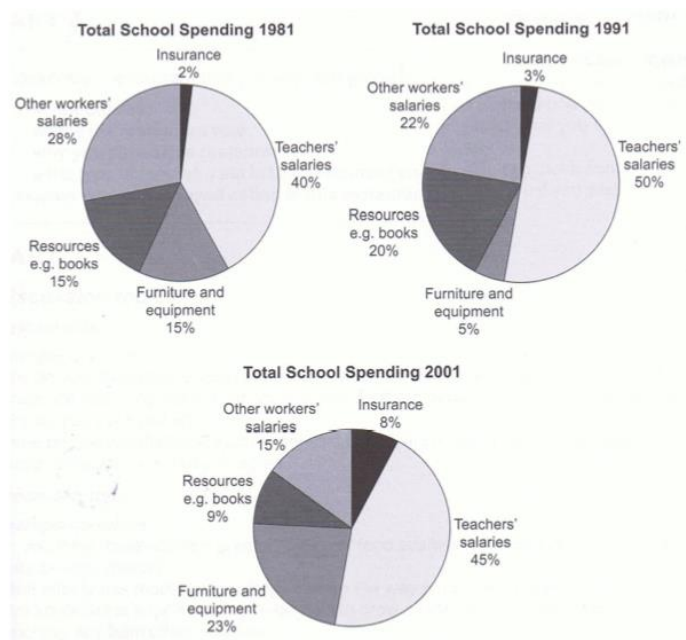
In each of these years, the US produced more waste than Ireland, Japan, Korea, Poland and Portugal combined. It is also noticeable that Korea was the only country that managed to reduce its waste output by the year 2000.

Between 1980 and 2000, waste production in the US rose from 131 to 192 million tonnes, and rising trends were also seen in Japan, Poland and Portugal. Japan's waste output increased from 28 to 53 million tonnes, while Poland and Portugal saw waste totals increase from 4 to 6.6 and from 2 to 5 million tonnes respectively.

The trends for Ireland and Korea were noticeably different from those described above. In Ireland, waste production increased more than eightfold, from only 0.6 million tonnes in 1980 to 5 million tonnes in 2000. Korea, by contrast, cut its waste output by 12 million tonnes between 1990 and 2000.

IELTS Writing Task 1: pie charts essay

Here's my full essay for the [3 pie charts](#) question that we've been looking at over the last two weeks:



The pie charts compare the expenditure of a school in the UK in three different years over a 20-year period.

It is clear that teachers' salaries made up the largest proportion of the school's spending in all three years (1981, 1991 and 2001). By contrast, insurance was the smallest cost in each year.

In 1981, 40% of the school's budget went on teachers' salaries. This figure rose to 50% in 1991, but fell again by 5% in 2001. The proportion of spending on other workers' wages fell steadily over the 20-year period, from 28% of the budget in 1981 to only 15% in 2001.

Expenditure on insurance stood at only 2% of the total in 1981, but reached 8% in 2001. Finally, the percentages for resources and furniture/equipment fluctuated. The figure for resources was highest in 1991, at 20%, and the proportion of spending on furniture and equipment reached its peak in 2001, at 23%.

(158 words, band 9)

IELTS Writing Task 1: table essay

Here's my full essay, which follows the plan in [last week's lesson](#).

The table below shows changes in the numbers of residents cycling to work in different areas of the UK between 2001 and 2011.

Area	2001	2011	Percentage Change (%)
Inner London	43,494	106,219	144
Brighton and Hove	3,168	6,635	109
Bristol, City of	8,108	15,768	94
Manchester	4,610	8,426	83
Newcastle upon Tyne	1,781	3,223	81
Sheffield	2,365	4,267	80
Cardiff	3,514	5,791	65
Gateshead	816	1,314	61
Exeter	2,304	3,542	54
Leeds	4,189	6,237	49
Liverpool	2,686	3,970	48
Outer London	33,836	49,070	45

The table compares the numbers of people who cycled to work in twelve areas of the UK in the years 2001 and 2011.

Overall, the number of UK commuters who travelled to work by bicycle rose considerably over the 10-year period. Inner London had by far the highest number of cycling commuters in both years.

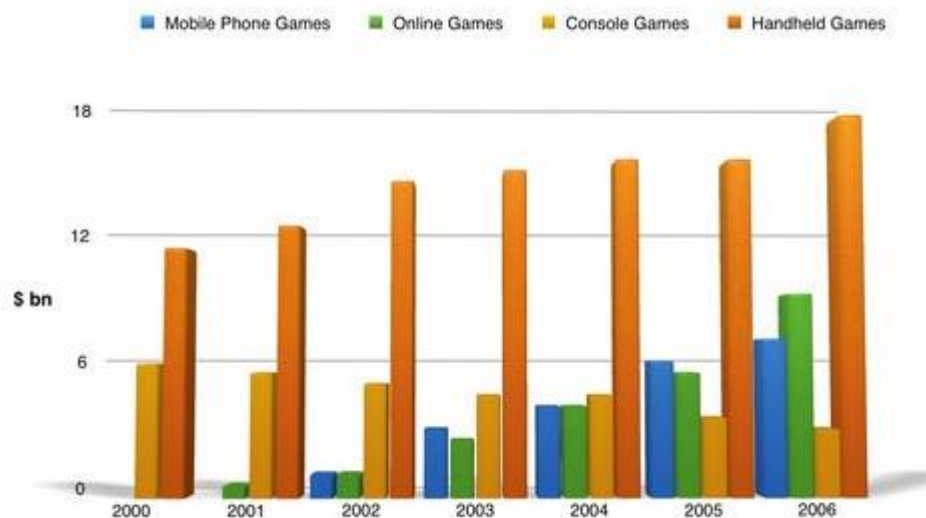
In 2001, well over 43 thousand residents of inner London commuted by bicycle, and this figure rose to more than 106 thousand in 2011, an increase of 144%. By contrast, although outer London had the second highest number of cycling commuters in each year, the percentage change, at only 45%, was the lowest of the twelve areas shown in the table.

Brighton and Hove saw the second biggest increase (109%) in the number of residents cycling to work, but Bristol was the UK's second city in terms of total numbers of cycling commuters, with 8,108 in 2001 and 15,768 in 2011. Figures for the other eight areas were below the 10 thousand mark in both years.

(172 words, band 9)

IELTS Writing Task 1: bar chart essay

Here's my full essay for [last week's question](#):



The bar chart compares the turnover in dollars from sales of video games for four different platforms, namely mobile phones, online, consoles and handheld devices, from 2000 to 2006.

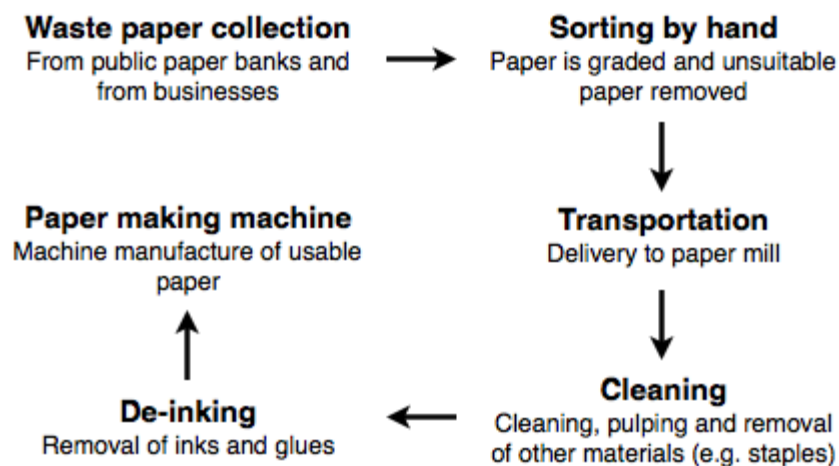
It is clear that sales of games for three out of the four platforms rose each year, leading to a significant rise in total global turnover over the 7-year period. Sales figures for handheld games were at least twice as high as those for any other platform in almost every year.

In 2000, worldwide sales of handheld games stood at around \$11 billion, while console games earned just under \$6 billion. No figures are given for mobile or online games in that year. Over the next 3 years, sales of handheld video games rose by about \$4 billion, but the figure for consoles decreased by \$2 billion. Mobile phone and online games started to become popular, with sales reaching around \$3 billion in 2003.

In 2006, sales of handheld, online and mobile games reached peaks of 17, 9 and 7 billion dollars respectively. By contrast, turnover from console games dropped to its lowest point, at around \$2.5 billion.

IELTS Writing Task 1: flow chart essay

The chart below shows the process of waste paper recycling.



The flow chart shows how waste paper is recycled. It is clear that there are six distinct stages in this process, from the initial collection of waste paper to the eventual production of usable paper.

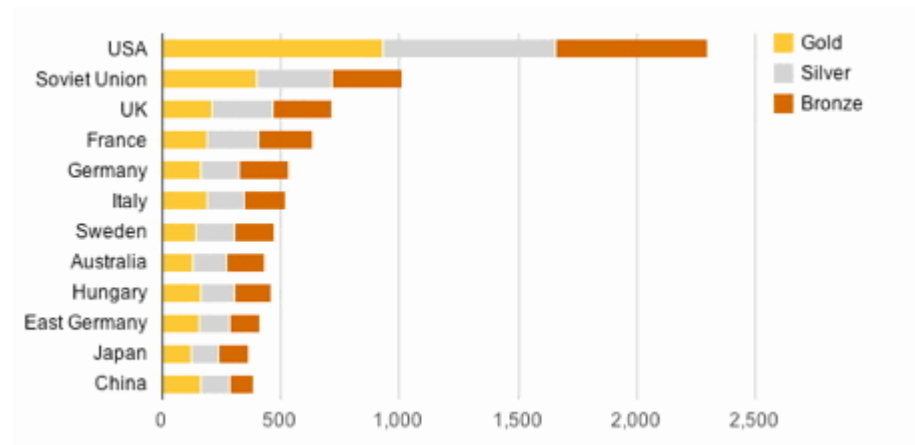
At the first stage in the paper recycling process, waste paper is collected either from paper banks, where members of the public leave their used paper, or directly from businesses. This paper is then sorted by hand and separated according to its grade, with any paper that is not suitable for recycling being removed. Next, the graded paper is transported to a paper mill.

Stages four and five of the process both involve cleaning. The paper is cleaned and pulped, and foreign objects such as staples are taken out. Following this, all remnants of ink and glue are removed from the paper at the de-inking stage. Finally, the pulp can be processed in a paper making machine, which makes the end product: usable paper.

(160 words, band 9)

IELTS Writing Task 1: stacked bar chart essay

The chart below shows the total number of Olympic medals won by twelve different countries.



The bar chart compares twelve countries in terms of the overall number of medals that they have won at the Olympic Games.

It is clear that the USA is by far the most successful Olympic medal winning nation. It is also noticeable that the figures for gold, silver and bronze medals won by any particular country tend to be fairly similar.

The USA has won a total of around 2,300 Olympic medals, including approximately 900 gold medals, 750 silver and 650 bronze. In second place on the all-time medals chart is the Soviet Union, with just over 1,000 medals. Again, the number of gold medals won by this country is slightly higher than the number of silver or bronze medals.

Only four other countries - the UK, France, Germany and Italy - have won more than 500 Olympic medals, all with similar proportions of each medal colour. Apart from the USA and the Soviet Union, China is the only other country with a noticeably higher proportion of gold medals (about 200) compared to silver and bronze (about 100 each).

(178 words, band 9)

IELTS Writing Task 1: mobile phones essay

Here's my full essay about the table in [last week's lesson](#):

Percentages of mobile phone owners using various mobile phone features

	2006	2008	2010
Make calls	100	100	99
Take photos	66	71	76
Send & receive text messages	73	75	79
Play games	17	42	41
Search the Internet	no data	41	73
Play music	12	18	26
Record video	no data	9	35

The table compares the percentages of people using different functions of their mobile phones between 2006 and 2010.

Throughout the period shown, the main reason why people used their mobile phones was to make calls. However, there was a marked increase in the popularity of other mobile phone features, particularly the Internet search feature.

In 2006, 100% of mobile phone owners used their phones to make calls, while the next most popular functions were text messaging (73%) and taking photos (66%). By contrast, less than 20% of owners played games or music on their phones, and there were no figures for users doing Internet searches or recording video.

Over the following 4 years, there was relatively little change in the figures for the top three mobile phone features. However, the percentage of people using their phones to access the Internet jumped to 41% in 2008 and then to 73% in 2010. There was also a significant rise in the use of mobiles to play games and to record video, with figures reaching 41% and 35% respectively in 2010.

Note:

The above essay isn't perfect, but it's still good enough for a band 9. You are not expected to write a masterpiece in only 20 minutes.

IELTS Writing Task 1: maps essay

Here's my full essay for [this map question](#):

The diagrams illustrate some changes to a small island which has been developed for tourism.

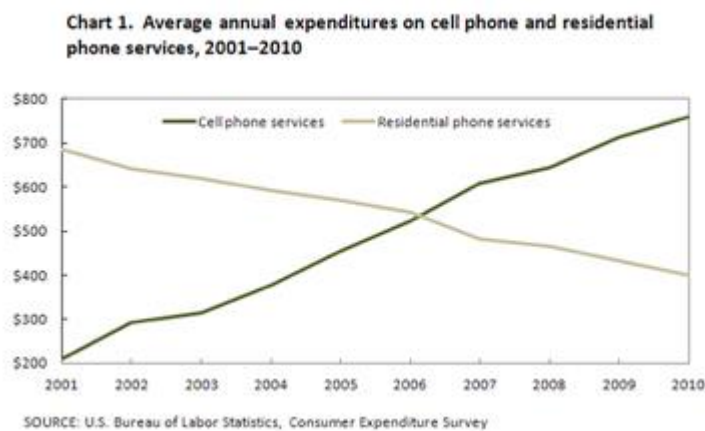
It is clear that the island has changed considerably with the introduction of tourism, and six new features can be seen in the second diagram. The main developments are that the island is accessible and visitors have somewhere to stay.

Looking at the maps in more detail, we can see that small huts have been built to accommodate visitors to the island. The other physical structures that have been added are a reception building, in the middle of the island, and a restaurant to the north of the reception. Before these developments, the island was completely bare apart from a few trees.

As well as the buildings mentioned above, the new facilities on the island include a pier, where boats can dock. There is also a short road linking the pier with the reception and restaurant, and footpaths connect the huts. Finally, there is a designated swimming area for tourists off a beach on the western tip of the island.

(175 words, band 9)

IELTS Writing Task 1: line graph essay



Here's my full essay using last week's [ideas](#):

The line graph compares average yearly spending by Americans on mobile and landline phone services from 2001 to 2010.

It is clear that spending on landline phones fell steadily over the 10-year period, while mobile phone expenditure rose quickly. The year 2006 marks the point at which expenditure on mobile services overtook that for residential phone services.

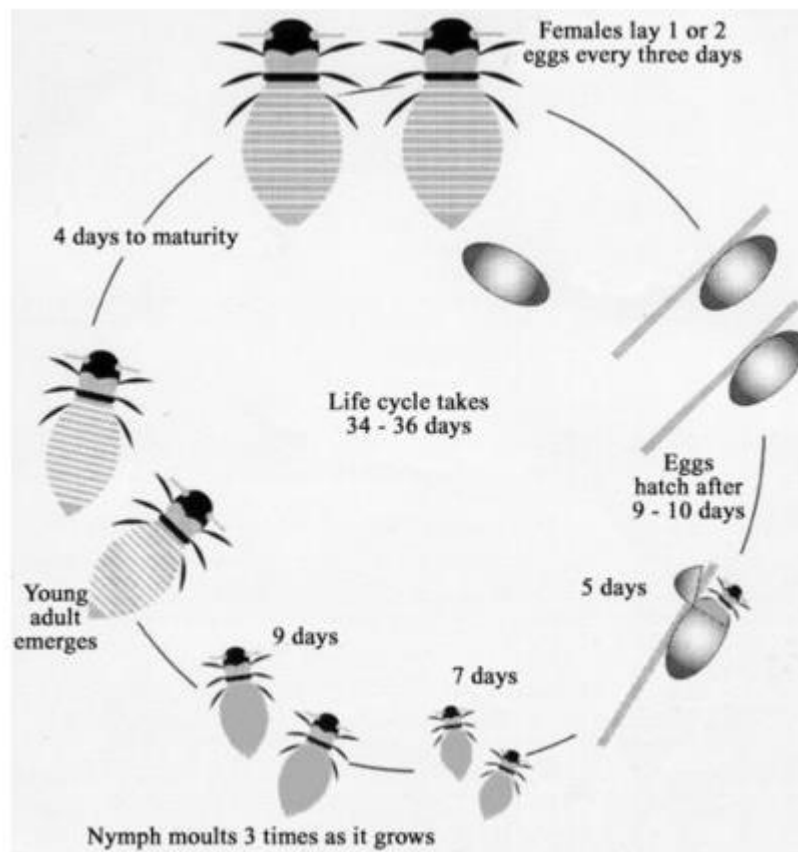
In 2001, US consumers spent an average of nearly \$700 on residential phone services, compared to only around \$200 on cell phone services. Over the following five years, average yearly spending on landlines dropped by nearly \$200. By contrast, expenditure on mobiles rose by approximately \$300.

In the year 2006, the average American paid out the same amount of money on both types of phone service, spending just over \$500 on each. By 2010, expenditure on mobile phones had reached around \$750, while the figure for spending on residential services had fallen to just over half this amount.

(162 words, band 9)

IELTS Writing Task 1: life cycle essay

Here's my full essay for the life cycle question:



The diagram illustrates the various stages in the life of a honey bee. We can see that the complete life cycle lasts between 34 and 36 days. It is also noticeable that there are five main stages in the development of the honey bee, from egg to mature adult insect.

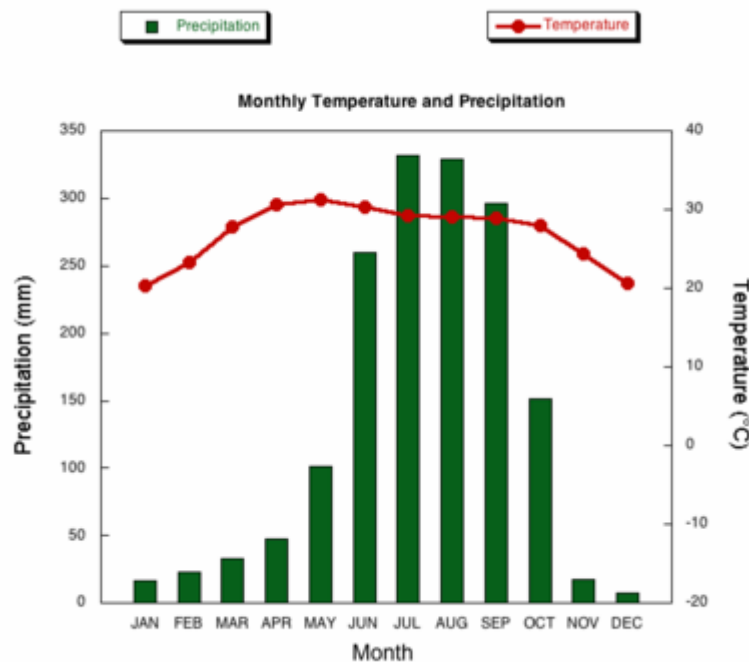
The life cycle of the honey bee begins when the female adult lays an egg; the female typically lays one or two eggs every 3 days. Between 9 and 10 days later, each egg hatches and the immature insect, or nymph, appears.

During the third stage of the life cycle, the nymph grows in size and sheds its skin three times. This moulting first takes place 5 days after the egg hatches, then 7 days later, and again another 9 days later. After a total of 30 to 31 days from the start of the cycle, the young adult honey bee emerges from its final moulting stage, and in the space of only 4 days it reaches full maturity.

(169 words, band 9)

IELTS Writing Task 1: climate essay

The climograph below shows average monthly temperatures and rainfall in the city of Kolkata.



The chart compares average figures for temperature and precipitation over the course of a calendar year in Kolkata.

It is noticeable that monthly figures for precipitation in Kolkata vary considerably, whereas monthly temperatures remain relatively stable. Rainfall is highest from July to August, while temperatures are highest in April and May.

Between the months of January and May, average temperatures in Kolkata rise from their lowest point at around 20°C to a peak of just over 30°C. Average rainfall in the city also rises over the same period, from approximately 20mm of rain in January to 100mm in May.

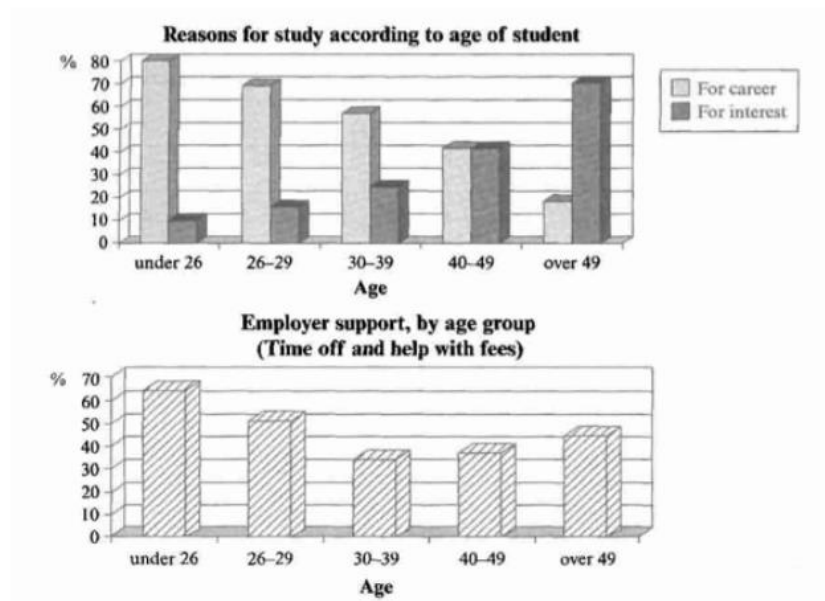
While temperatures stay roughly the same for the next four months, the amount of rainfall more than doubles between May and June. Figures for precipitation remain above 250mm from June to September, peaking at around 330mm in July. The final three months of the year see a dramatic fall in precipitation, to a low of about 10mm in December, and a steady drop in temperatures back to the January average.

(173 words, band 9)

IELTS Writing Task 1: full essay about 2 bar charts

Here's my full essay for the '[age group bar charts](#)' question:

The charts below show the main reasons for study among students of different age groups and the amount of support they received from employers.



The bar charts compare students of different ages in terms of why they are studying and whether they are supported by an employer.

It is clear that the proportion of students who study for career purposes is far higher among the younger age groups, while the oldest students are more likely to study for interest. Employer support is more commonly given to younger students.

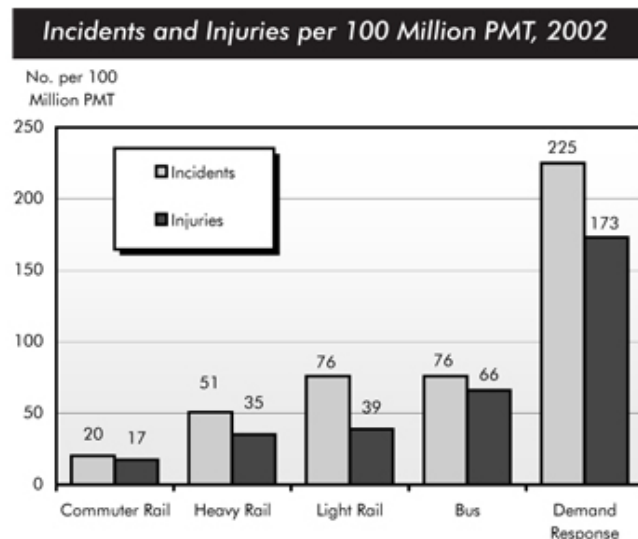
Around 80% of students aged under 26 study to further their careers, whereas only 10% study purely out of interest. The gap between these two proportions narrows as students get older, and the figures for those in their forties are the same, at about 40%. Students aged over 49 overwhelmingly study for interest (70%) rather than for professional reasons (less than 20%).

Just over 60% of students aged under 26 are supported by their employers. By contrast, the 30-39 age group is the most self-sufficient, with only 30% being given time off and help with fees. The figures rise slightly for students in their forties and for those aged 50 or more.

(178 words, band 9)

IELTS Writing Task 1: 'chart without years' essay

The chart below shows numbers of incidents and injuries per 100 million passenger miles travelled (PMT) by transportation type in 2002.



The bar chart compares the number of incidents and injuries for every 100 million passenger miles travelled on five different types of public transport in 2002.

It is clear that the most incidents and injuries took place on demand-response vehicles. By contrast, commuter rail services recorded by far the lowest figures.

A total of 225 incidents and 173 injuries, per 100 million passenger miles travelled, took place on demand-response transport services. These figures were nearly three times as high as those for the second highest category, bus services. There were 76 incidents and 66 people were injured on buses.

Rail services experienced fewer problems. The number of incidents on light rail trains equalled the figure recorded for buses, but there were significantly fewer injuries, at only 39. Heavy rail services saw lower numbers of such events than light rail services, but commuter rail passengers were even less likely to experience problems. In fact, only 20 incidents and 17 injuries occurred on commuter trains.

(165 words, band 9)

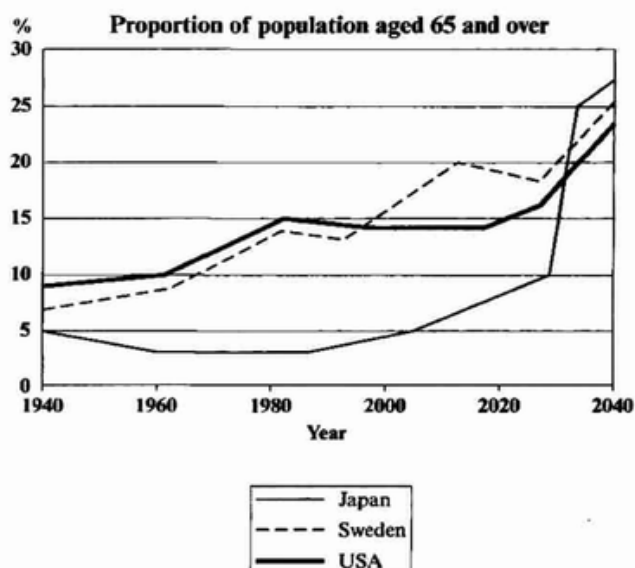
Note:

Don't worry about the repetition of "incidents and injuries" in this essay. There are no perfect synonyms for these words, although I managed to use "problems" and "such events" later in the essay. The most important thing is to describe the data clearly and make some good comparisons.

IELTS Writing Task 1: full essay

Here's my full essay for last week's [line graph question](#):

The graph below shows the proportion of the population aged 65 and over between 1940 and 2040 in three different countries.



The line graph compares the percentage of people aged 65 or more in three countries over a period of 100 years.

It is clear that the proportion of elderly people increases in each country between 1940 and 2040. Japan is expected to see the most dramatic changes in its elderly population.

In 1940, around 9% of Americans were aged 65 or over, compared to about 7% of Swedish people and 5% of Japanese people. The proportions of elderly people in the USA and Sweden rose gradually over the next 50 years, reaching just under 15% in 1990. By contrast, the figures for Japan remained below 5% until the early 2000s.

Looking into the future, a sudden increase in the percentage of elderly people is predicted for Japan, with a jump of over 15% in just 10 years from 2030 to 2040. By 2040, it is thought that around 27% of the Japanese population will be 65 years old or more, while the figures for Sweden and the USA will be slightly lower, at about 25% and 23% respectively.

(178 words, band 9)

IELTS Writing Task 1: 'table' essay

Here's my band 9 essay following the steps in [last week's lesson](#):

The table below gives information on consumer spending on different items in five different countries in 2002.

Percentage of national consumer expenditure by category - 2002

Country	Food/Drinks/ Tobacco	Clothing/ Footwear	Leisure/ Education
Ireland	28.91%	6.43%	2.21%
Italy	16.36%	9.00%	3.20%
Spain	18.80%	6.51%	1.98%
Sweden	15.77%	5.40%	3.22%
Turkey	32.14%	6.63%	4.35%

The table shows percentages of consumer expenditure for three categories of products and services in five countries in 2002.

It is clear that the largest proportion of consumer spending in each country went on food, drinks and tobacco. On the other hand, the leisure/education category has the lowest percentages in the table.

Out of the five countries, consumer spending on food, drinks and tobacco was noticeably higher in Turkey, at 32.14%, and Ireland, at nearly 29%. The proportion of spending on leisure and education was also highest in Turkey, at 4.35%, while expenditure on clothing and footwear was significantly higher in Italy, at 9%, than in any of the other countries.

It can be seen that Sweden had the lowest percentages of national consumer expenditure for food/drinks/tobacco and for clothing/footwear, at nearly 16% and just over 5% respectively. Spain had slightly higher figures for these categories, but the lowest figure for leisure/education, at only 1.98%.

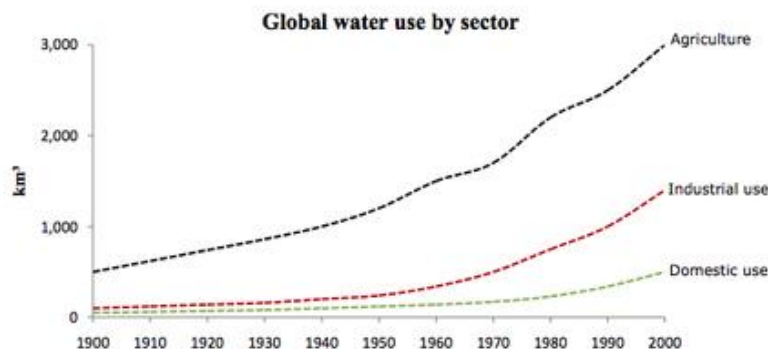
Note:

- Which information did I choose to include in my 'summary' paragraph?
- Why did I use past and present tenses in paragraph 2?
- How did I group the information for paragraphs 3 and 4?

IELTS Writing Task 1: graph and table essay

Last week I wrote a plan for this question. Now I've added my full essay below.

The graph and table below give information about water use worldwide and water consumption in two different countries.



Water consumption in Brazil and Congo in 2000

Country	Population	Irrigated land	Water consumption per person
Brazil	176 million	26,500 km²	359 m³
Democratic Republic of Congo	5.2 million	100 km²	8 m³

The charts compare the amount of water used for agriculture, industry and homes around the world, and water use in Brazil and the Democratic Republic of Congo.

It is clear that global water needs rose significantly between 1900 and 2000, and that agriculture accounted for the largest proportion of water used. We can also see that water consumption was considerably higher in Brazil than in the Congo.

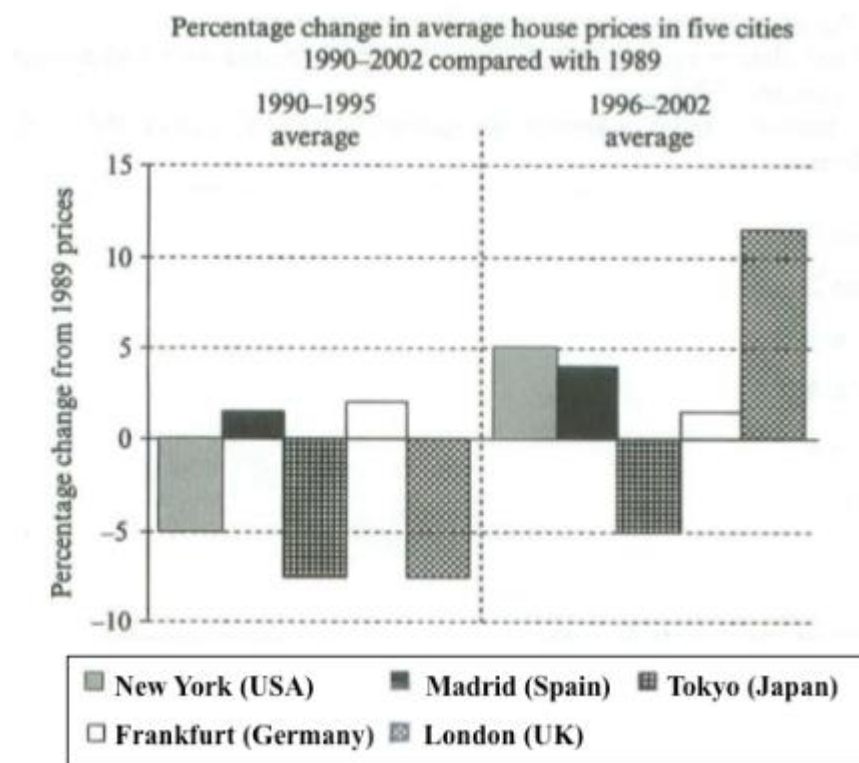
In 1900, around 500km³ of water was used by the agriculture sector worldwide. The figures for industrial and domestic water consumption stood at around one fifth of that amount. By 2000, global water use for agriculture had increased to around 3000km³, industrial water use had risen to just under half that amount, and domestic consumption had reached approximately 500km³.

In the year 2000, the populations of Brazil and the Congo were 176 million and 5.2 million respectively. Water consumption per person in Brazil, at 359m³, was much higher than that in the Congo, at only 8m³, and this could be explained by the fact that Brazil had 265 times more irrigated land.

(184 words, band 9)

IELTS Writing Task 1: house prices (full essay)

Here's my full essay (band 9) for [last week's question](#):



The bar chart compares the cost of an average house in five major cities over a period of 13 years from 1989.

We can see that house prices fell overall between 1990 and 1995, but most of the cities saw rising prices between 1996 and 2002. London experienced by far the greatest changes in house prices over the 13-year period.

Over the 5 years after 1989, the cost of average homes in Tokyo and London dropped by around 7%, while New York house prices went down by 5%. By contrast, prices rose by approximately 2% in both Madrid and Frankfurt.

Between 1996 and 2002, London house prices jumped to around 12% above the 1989 average. Homebuyers in New York also had to pay significantly more, with prices rising to 5% above the 1989 average, but homes in Tokyo remained cheaper than they were in 1989. The cost of an average home in Madrid rose by a further 2%, while prices in Frankfurt remained stable.

(165 words)

IELTS Writing Task 1: full essay

The table below shows the proportion of different categories of families living in poverty in Australia in 1999.

Family type	Proportion of people from each household type living in poverty
single aged person	6% (54,000)
aged couple	4% (48,000)
single, no children	19% (359,000)
couple, no children	7% (211,000)
sole parent	21% (232,000)
couple with children	12% (933,000)
all households	11% (1,837,000)

The table gives information about poverty rates among six types of household in Australia in the year 1999.

It is noticeable that levels of poverty were higher for single people than for couples, and people with children were more likely to be poor than those without. Poverty rates were considerably lower among elderly people.

Overall, 11% of Australians, or 1,837,000 people, were living in poverty in 1999. Aged people were the least likely to be poor, with poverty levels of 6% and 4% for single aged people and aged couples respectively.

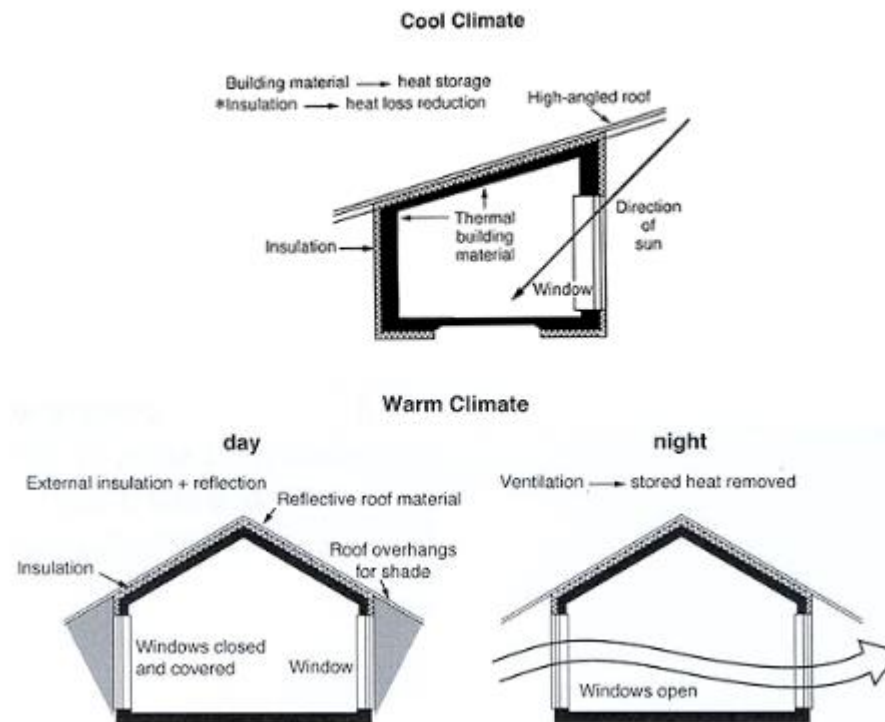
Just over one fifth of single parents were living in poverty, whereas only 12% of parents living with a partner were classed as poor. The same pattern can be seen for people with no children: while 19% of single people in this group were living below the poverty line, the figure for couples was much lower, at only 7%.

(150 words, band 9)

IELTS Writing Task 1: house design essay

Here is my full essay for [last week's question](#):

The diagrams below show some principles of house design for cool and for warm climates.



The diagrams show how house designs differ according to climate.

The most noticeable difference between houses designed for cool and warm climates is in the shape of the roof. The designs also differ with regard to the windows and the use of insulation.

We can see that the cool climate house has a high-angled roof, which allows sunlight to enter through the window. By contrast, the roof of the warm climate house has a peak in the middle and roof overhangs to shade the windows. Insulation and thermal building materials are used in cool climates to reduce heat loss, whereas insulation and reflective materials are used to keep the heat out in warm climates.

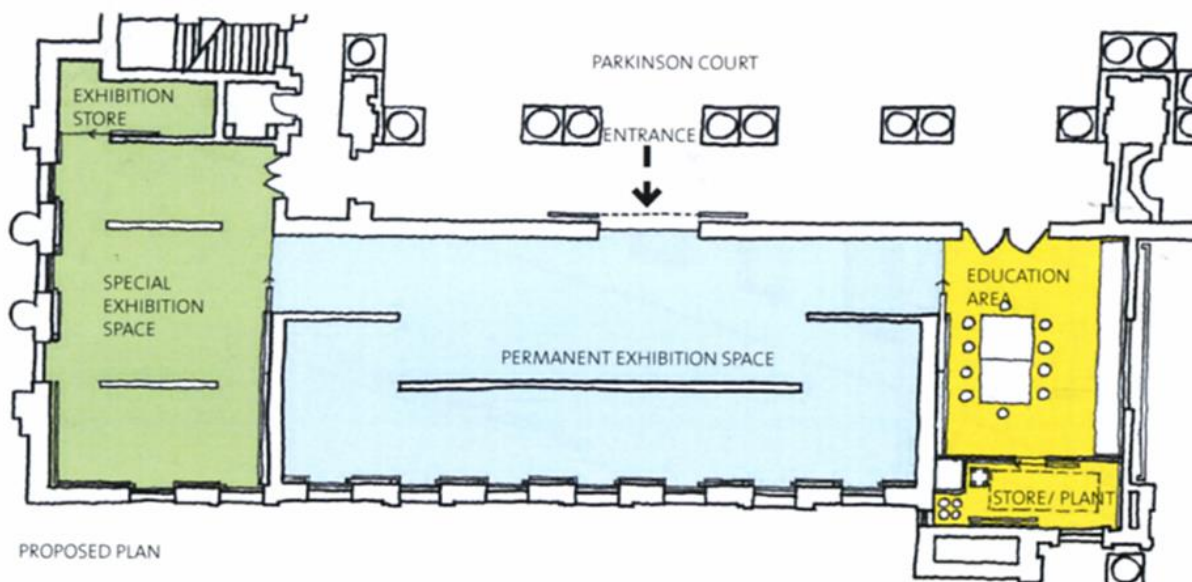
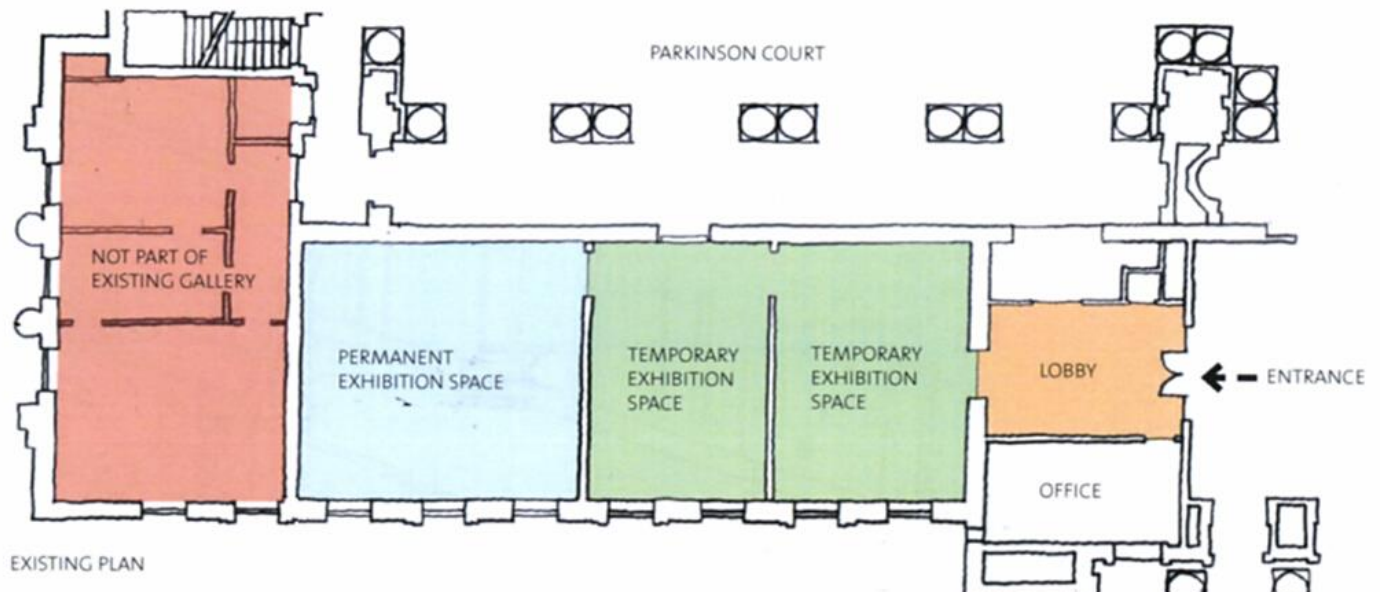
Finally, the cool climate house has one window which faces the direction of the sun, while the warm climate house has windows on two sides which are shaded from the sun. By opening the two windows at night, the house designed for warm climates can be ventilated.

(162 words, band 9)

IELTS Writing Task 1: 'building plans' essay

Here is my full essay for last week's question. [Click here to see the question](#)

The diagrams below are existing and proposed floor plans for the redevelopment of an art gallery.



The first picture shows the layout of an art gallery, and the second shows some proposed changes to the gallery space.

It is clear that significant changes will be made in terms of the use of floor space in the gallery. There will be a completely new entrance and more space for exhibitions.

At present, visitors enter the gallery through doors which lead into a lobby. However, the plan is to move the entrance to the Parkinson Court side of the building, and visitors will walk straight into the exhibition area. In place of the lobby and office areas, which are shown on the existing plan, the new gallery plan shows an education area and a small storage area.

The permanent exhibition space in the redeveloped gallery will be about twice as large as it is now because it will occupy the area that is now used for temporary exhibitions. There will also be a new room for special exhibitions. This room is shown in red on the existing plan and is not currently part of the gallery.

(178 words, band 9)

IELTS Writing Task 1: 'table' essay

The table below gives information about the underground railway systems in six cities.

City	Date opened	Kilometres of route	Passengers per year (in millions)
London	1863	394	775
Paris	1900	199	1191
Tokyo	1927	155	1927
Washington DC	1976	126	144
Kyoto	1981	11	45
Los Angeles	2001	28	50

Full essay (band 9):

The table shows data about the underground rail networks in six major cities.

The table compares the six networks in terms of their age, size and the number of people who use them each year. It is clear that the three oldest underground systems are larger and serve significantly more passengers than the newer systems.

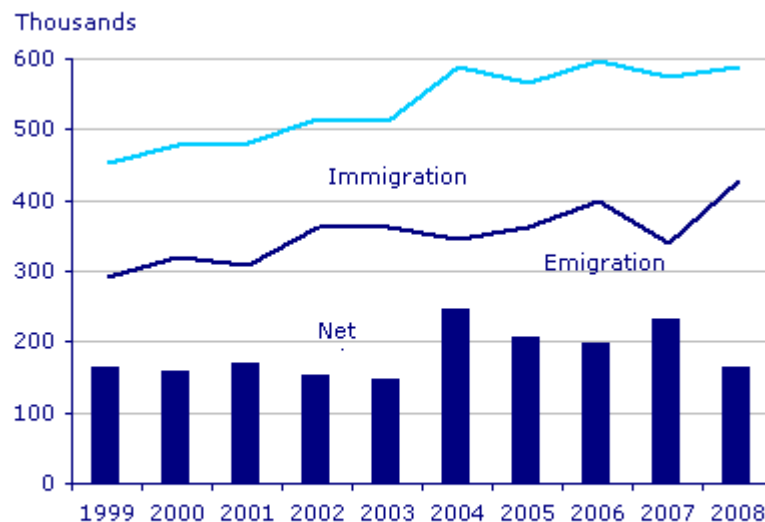
The London underground is the oldest system, having opened in 1863. It is also the largest system, with 394 kilometres of route. The second largest system, in Paris, is only about half the size of the London underground, with 199 kilometres of route. However, it serves more people per year. While only third in terms of size, the Tokyo system is easily the most used, with 1927 million passengers per year.

Of the three newer networks, the Washington DC underground is the most extensive, with 126 kilometres of route, compared to only 11 kilometres and 28 kilometres for the Kyoto and Los Angeles systems. The Los Angeles network is the newest, having opened in 2001, while the Kyoto network is the smallest and serves only 45 million passengers per year.

(185 words)

IELTS Writing Task 1: sample essay (migration)

Read my full essay for the chart below. How have I organised the information? What language have I used to explain **changes** and to make **comparisons**?



Long-Term International Migration, UK, 1999-2008

Full essay (159 words):

The chart gives information about UK immigration, emigration and net migration between 1999 and 2008.

Both immigration and emigration rates rose over the period shown, but the figures for immigration were significantly higher. Net migration peaked in 2004 and 2007.

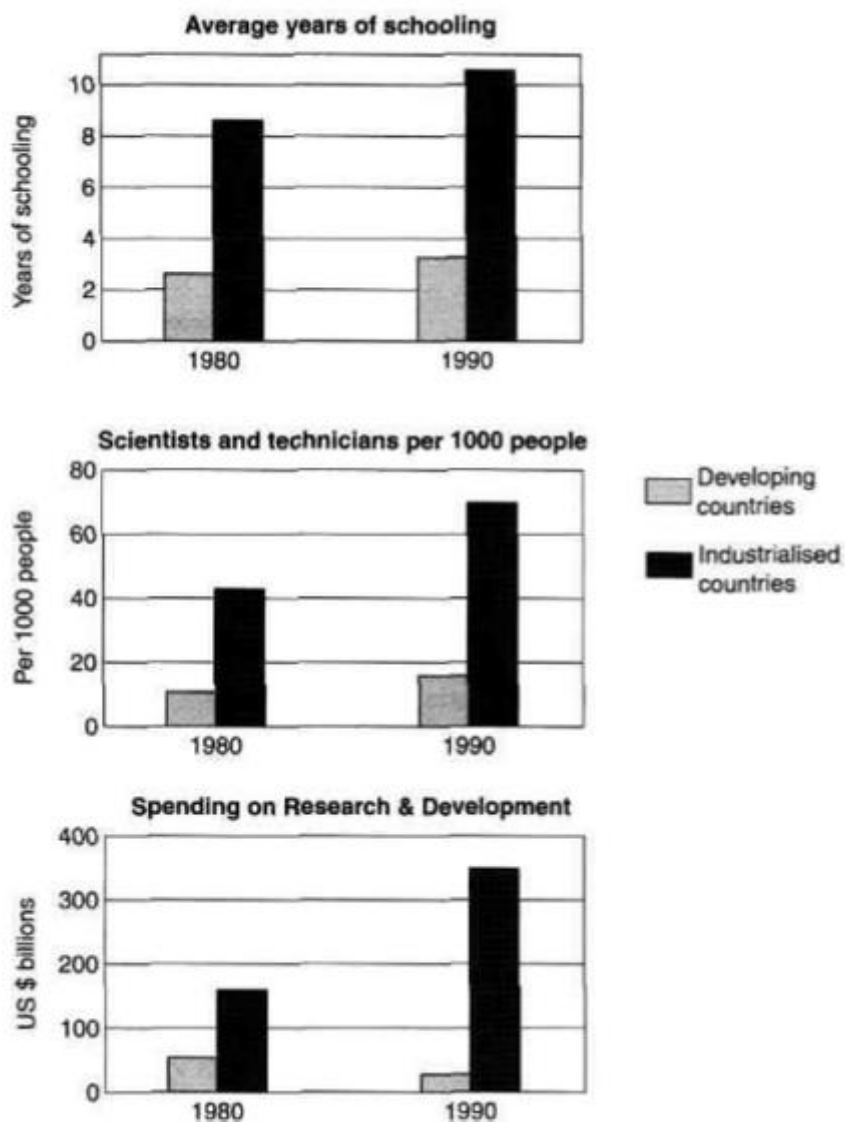
In 1999, over 450,000 people came to live in the UK, while the number of people who emigrated stood at just under 300,000. The figure for net migration was around 160,000, and it remained at a similar level until 2003. From 1999 to 2004, the immigration rate rose by nearly 150,000 people, but there was a much smaller rise in emigration. Net migration peaked at almost 250,000 people in 2004.

After 2004, the rate of immigration remained high, but the number of people emigrating fluctuated. Emigration fell suddenly in 2007, before peaking at about 420,000 people in 2008. As a result, the net migration figure rose to around 240,000 in 2007, but fell back to around 160,000 in 2008.

IELTS Writing Task 1: bar charts essay

Here is my full essay for last week's bar chart question. Study the essay carefully to see which details I selected for each paragraph. Notice that I describe the two science bar charts in the same paragraph. [Click here to see the question](#)

The charts below show the levels of participation in education and science in developing and industrialised countries in 1980 and 1990.



The three bar charts show average years of schooling, numbers of scientists and technicians, and research and development spending in developing and developed countries. Figures are given for 1980 and 1990.

It is clear from the charts that the figures for developed countries are much higher than those for developing nations. Also, the charts show an overall increase in participation in education and science from 1980 to 1990.

People in developing nations attended school for an average of around 3 years, with only a slight increase in years of schooling from 1980 to 1990. On the other hand, the figure for industrialised countries rose from nearly 9 years of schooling in 1980 to nearly 11 years in 1990.

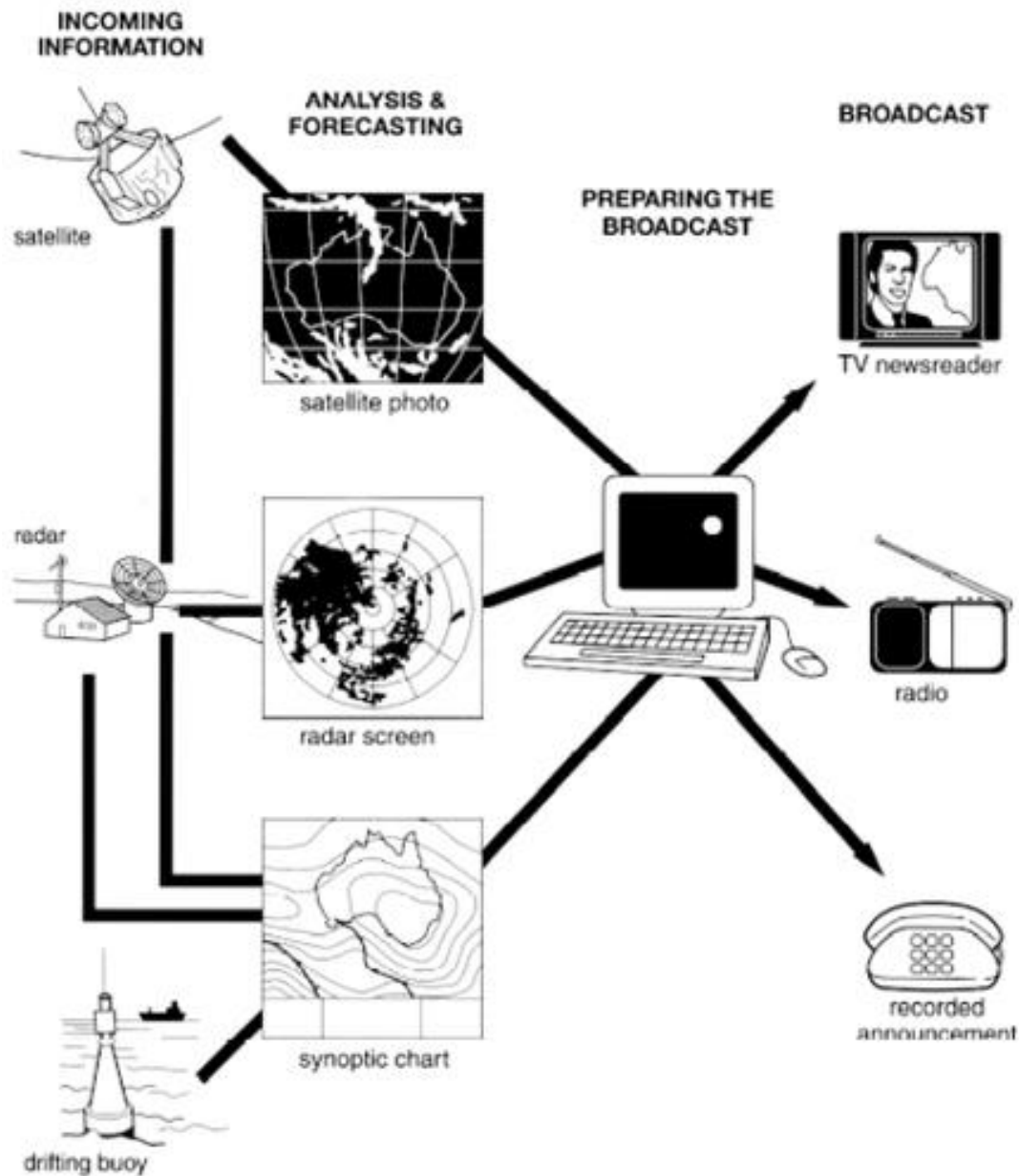
From 1980 to 1990, the number of scientists and technicians in industrialised countries almost doubled to about 70 per 1000 people. Spending on research and development also saw rapid growth in these countries, reaching \$350 billion in 1990. By contrast, the number of science workers in developing countries remained below 20 per 1000 people, and research spending fell from about \$50 billion to only \$25 billion.

(187 words)

IELTS Writing Task 1: process diagram essay

Last week I suggested an essay structure for the following question:

The diagram below shows how the Australian Bureau of Meteorology collects up-to-the-minute information on the weather in order to produce reliable forecasts.



Here is my full essay (170 words):

The figure illustrates the process used by the Australian Bureau of Meteorology to forecast the weather.

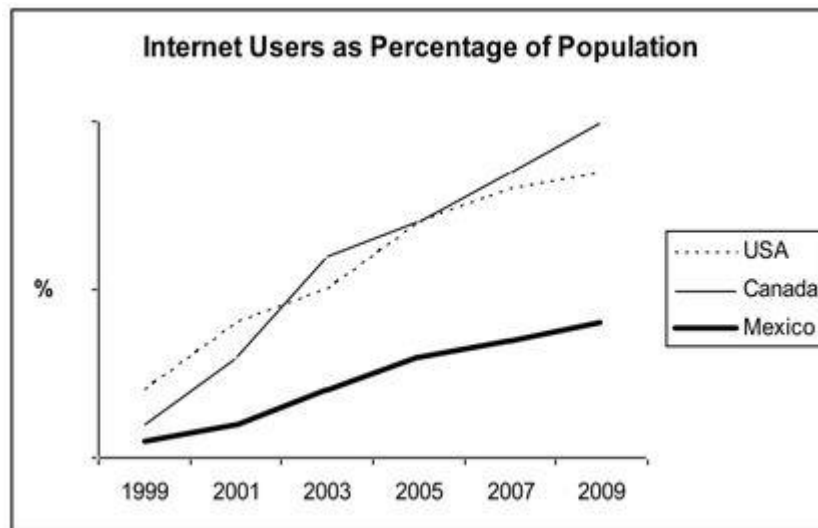
There are four stages in the process, beginning with the collection of information about the weather. This information is then analysed, prepared for presentation, and finally broadcast to the public.

Looking at the first and second stages of the process, there are three ways of collecting weather data and three ways of analysing it. Firstly, incoming information can be received by satellite and presented for analysis as a satellite photo. The same data can also be passed to a radar station and presented on a radar screen or synoptic chart. Secondly, incoming information may be collected directly by radar and analysed on a radar screen or synoptic chart. Finally, drifting buoys also receive data which can be shown on a synoptic chart.

At the third stage of the process, the weather broadcast is prepared on computers. Finally, it is delivered to the public on television, on the radio, or as a recorded telephone announcement.

IELTS Writing Task 1: full essay

The essay below is 151 words long. I've tried to make it as simple as possible, but it's still good enough to get a band 9.



The line graph compares the percentage of people in three countries who used the Internet between 1999 and 2009.

It is clear that the proportion of the population who used the Internet increased in each country over the period shown. Overall, a much larger percentage of Canadians and Americans had access to the Internet in comparison with Mexicans, and Canada experienced the fastest growth in Internet usage.

In 1999, the proportion of people using the Internet in the USA was about 20%. The figures for Canada and Mexico were lower, at about 10% and 5% respectively. In 2005, Internet usage in both the USA and Canada rose to around 70% of the population, while the figure for Mexico reached just over 25%.

By 2009, the percentage of Internet users was highest in Canada. Almost 100% of Canadians used the Internet, compared to about 80% of Americans and only 40% of Mexicans.