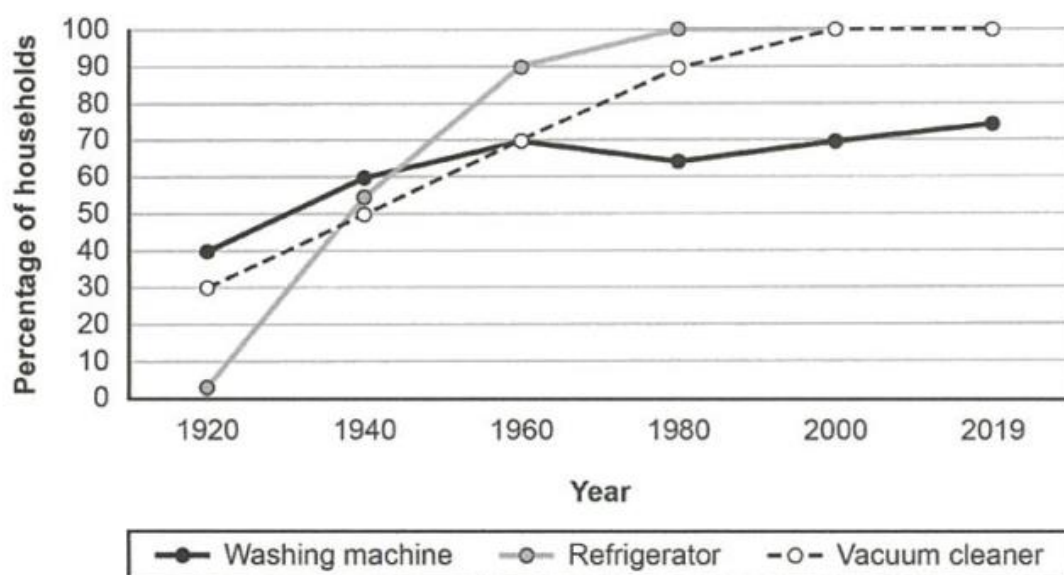
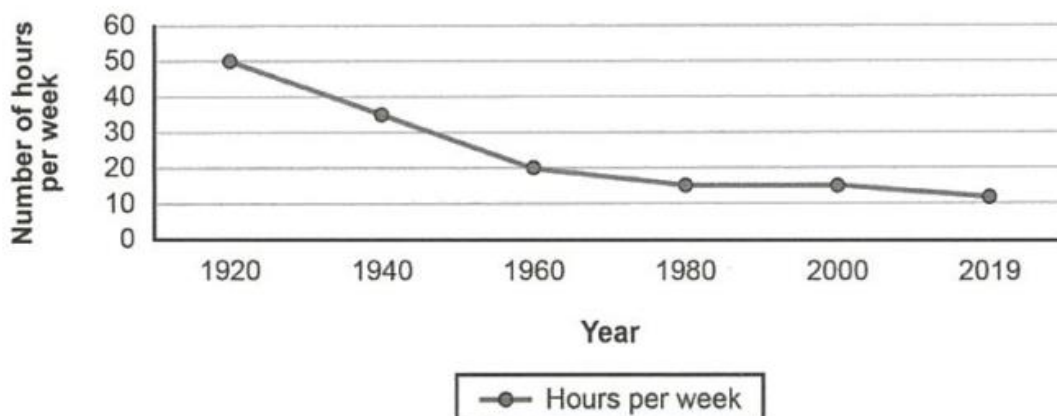


剑 16 第一套 Task1 题目: The charts below show the changes in ownership of electrical appliances and amount of time spent doing housework in households in one country between 1920 and 2019. Summarize the information by selecting and reporting the main features, and make comparisons where relevant.

Percentage of households with electrical appliances (1920–2019)



Number of hours of housework* per week, per household (1920–2019)



*housework = washing clothes, preparing meals, cleaning

老徐雅思写作技巧预测班原创范文

The first chart shows the percentage of households with electrical appliances from 1920 to 2019.

In 1920, the ownership of the washing machine was **the highest**, at 40%. This figure **rose rapidly** to 60% in 1940 and then **slowly** to 70% in 1960. After **a slight fall** in the following two decades, it **continued to grow** for 40 years, **reaching** 75% in 2019.

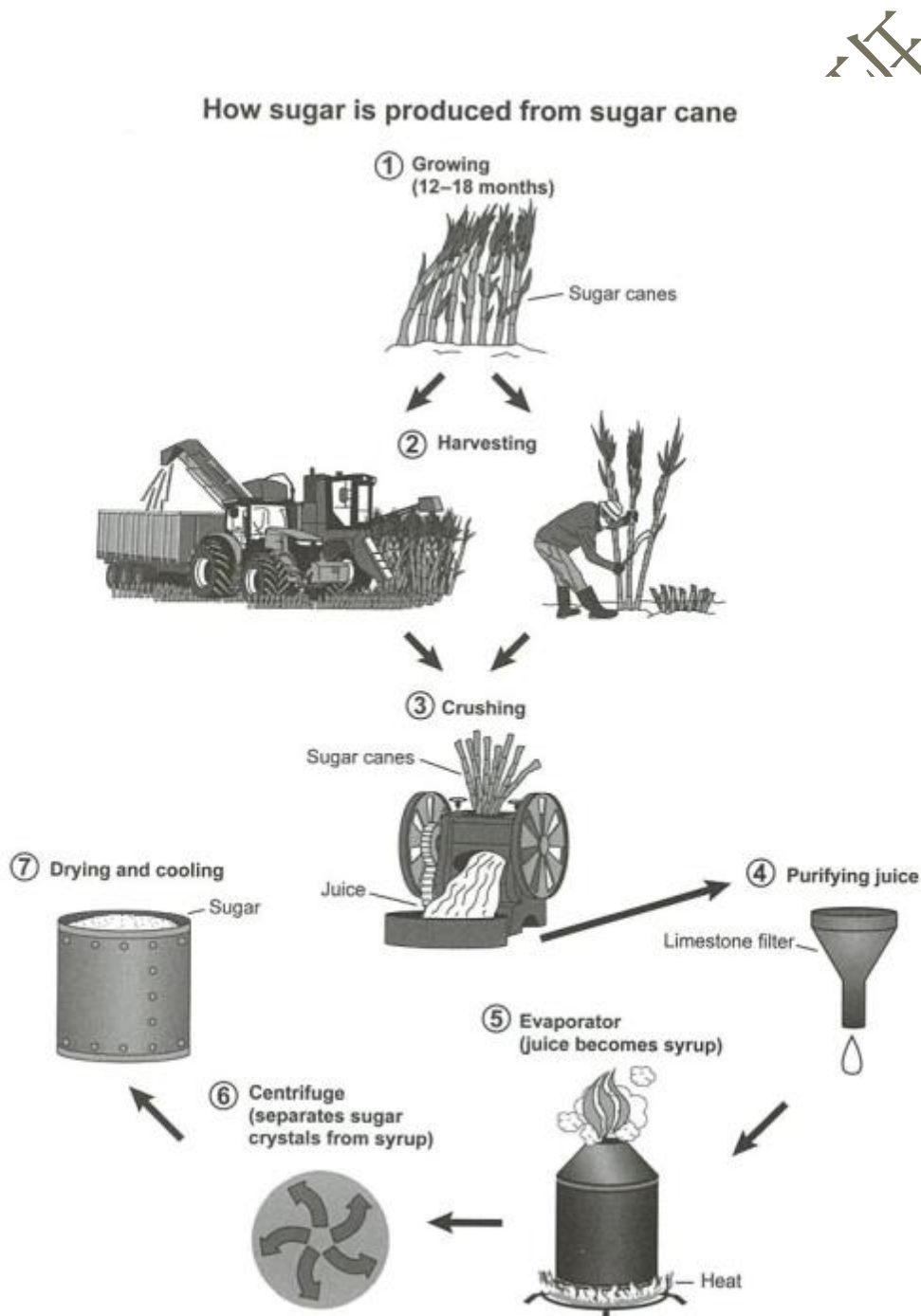
The percentage of households having the vacuum cleaner was 30% in 1920 and it **grew** by 20% every 2 decades till 1980. **The growth slowed down** in the last 20 years of the 20th century and after 2000, 100% of households had the vacuum cleaner. In comparison, almost no families had the refrigerator in 1920, but the ownership of the refrigerator **increased dramatically** to 90% in 1960. Since 1980, the fridge ownership has **remained** 100%.

The second chart shows the number of hours people spent doing housework in this country. The number **showed a downward trend** during the given period, **dropping** from 50 hours in 1920 to 10 hours in 2019, although **the decline became slow** after 1960.

Overall, the charts show, with the increase of the ownership of electrical appliances, people spent less time doing housework.

老徐雅思写作班原创资料, 仅限报名了“写作技巧预测班”的同学使用!

剑 16 第二套 Task1 题目: The diagram below shows the manufacturing process for making sugar from sugar cane. Summarize the information by selecting and reporting the main features, and make comparisons where relevant.



老徐雅思写作技巧预测班原创范文

The diagram shows how sugar is made from sugar cane and this process consists of seven main stages including farming, crushing, separating, drying, etc.

To **prepare the raw material** for making sugar, sugar canes **are planted** in the field. The growing stage **lasts** 12-18 months until sugar canes **are mature** and then **harvested** either by machines or by farmers. After **being sent** to the factory, sugar canes **are crushed** and liquid juice **is produced**.

In the next step, the limestone filter is used to **purify** the juice and **remove impurities**. Juice is then **boiled** in the evaporator and at the high temperature, juice **changes into** syrup. After that, the centrifuge, a kind of equipment that **spins** very fast, is **operated** to **separate** sugar crystals from syrup. The final stage **involves** **drying** and **cooling**, with the sugar crystals **dried** and **cooled** to **obtain** the final product, pure cane sugar.

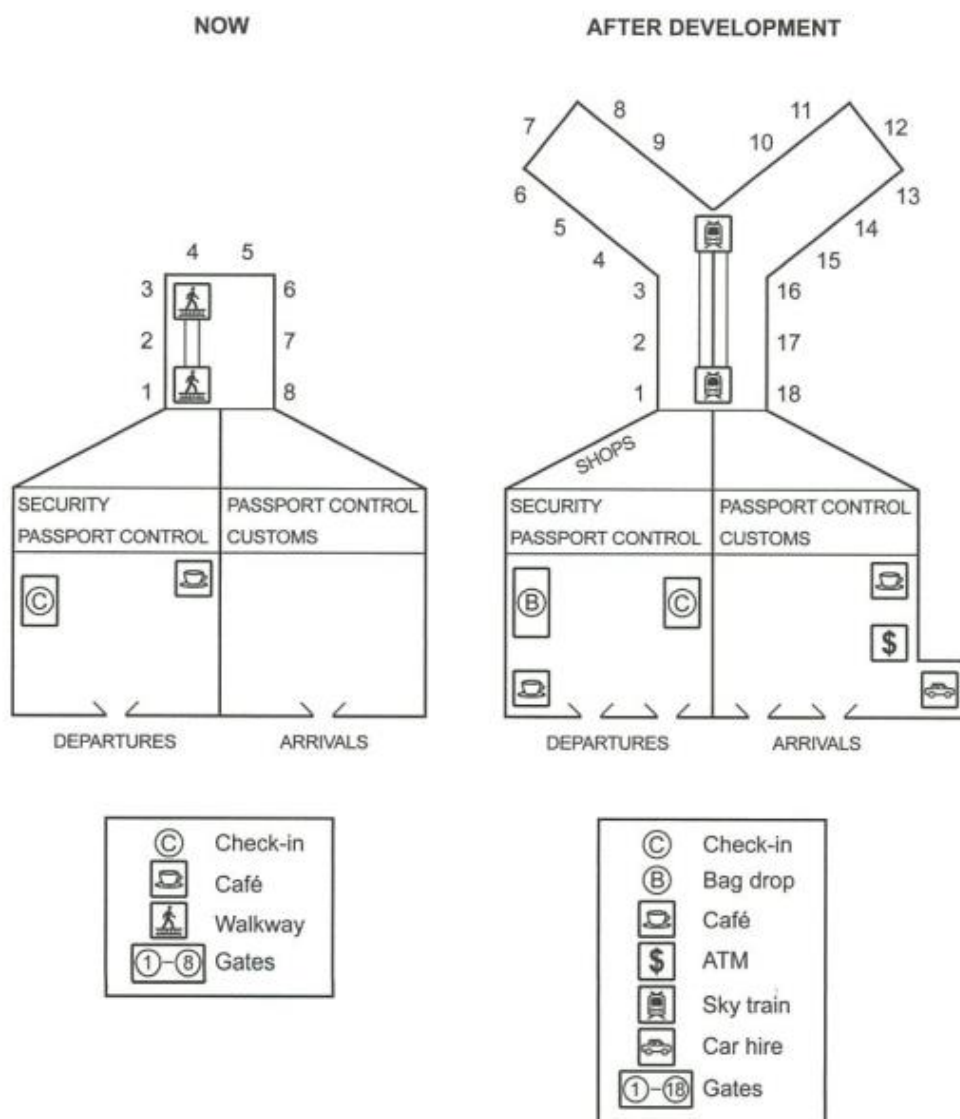
It can be seen from the diagram that sugar is produced through a long process from the field to the factory.

老徐雅思写作班原创资料, 仅限报名了“写作技巧预测班”的同学使用!

剑 16 第三套 Task1 题目: The plans below show the site of an airport now and how it will look after redevelopment next year. Summarize the information by selecting and reporting the main features, and make comparisons where relevant.



SOUTHWEST AIRPORT



老徐雅思写作技巧预测班原创范文

The diagrams show the redevelopment plan of the Southwest Airport.

The airport mainly consists of three parts, the departure hall, arrival hall and boarding area. Walking into the departure hall by the only entrance, passengers can see the check-in counter to their left and a café to their right. After going through the security passport control, passengers get to the boarding area, with 8 gates that are connected via walkway. Those who have landed can leave the airport through the arrival hall after their passports are checked by the customs.

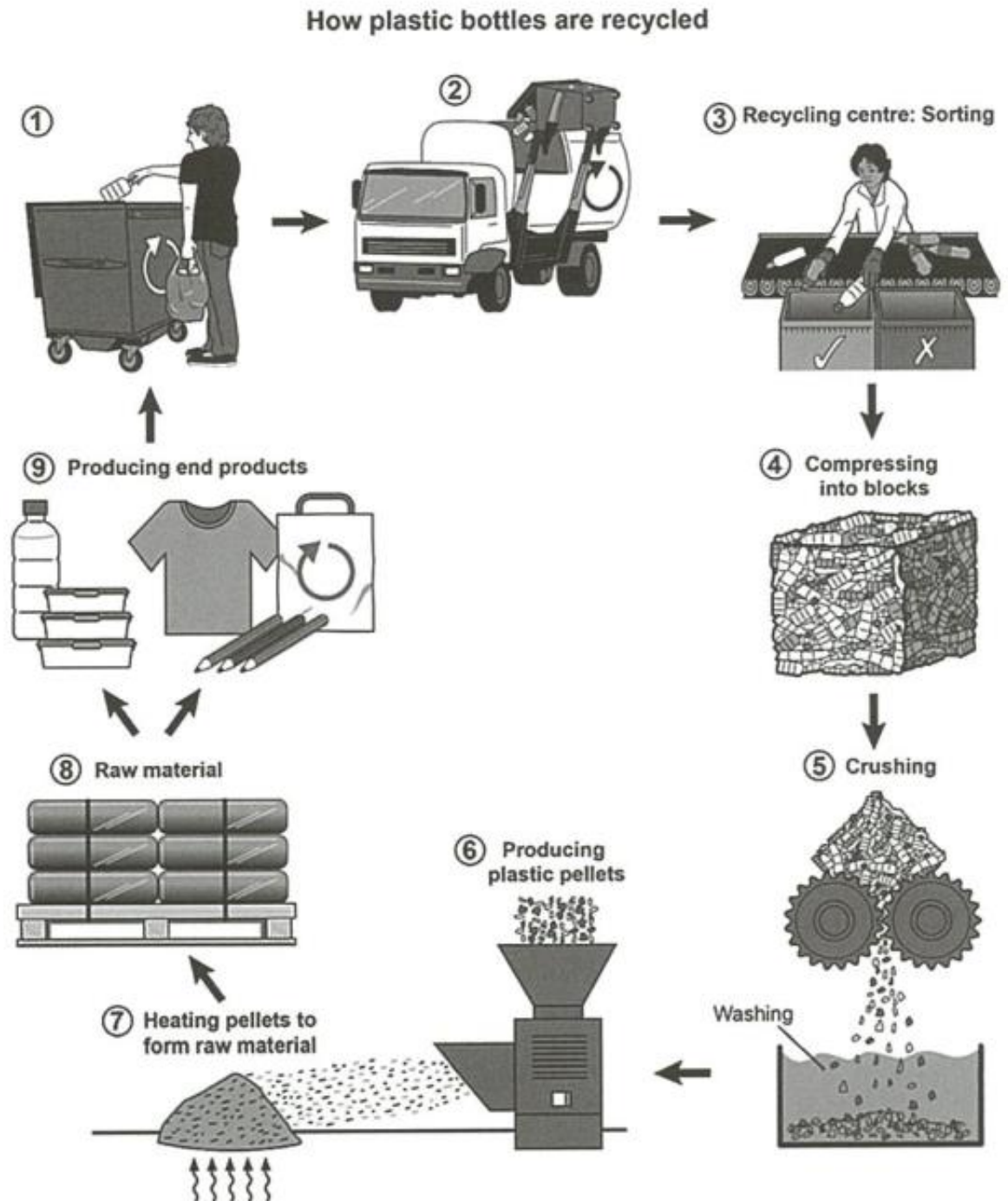
After redevelopment, there will be two entrances to the departure hall. Inside the hall, the check-in counter will be relocated in the top right corner and at its original location is a newly-built bag drop area. The café will move to the bottom left corner. Some shops are planned on the way from the departure hall to the boarding area. The arrival area will also be redeveloped, with two exits and some new facilities including a café, an ATM machine and car hire service. The major changes will happen in the boarding area, which is laid out as a Y-shape. The number of boarding gates will be increased to 18, with the walkway replaced by the sky train to transport passengers to the gates.

范文中蓝色字是图表中的信息,红色字是描述图表信息使用的动词。

老徐雅思写作班原创资料, 仅限报名了“写作技巧预测班”的同学使用!

剑 16 第四套 Task1 题目: The diagram below shows the process for recycling plastic bottles.

Summarize the information by selecting and reporting the main features, and make comparisons where relevant.



老徐雅思写作技巧预测班原创范文

The diagram shows how plastic bottles are recycled and the process consists of 9 steps.

First of all, garbage needs to be **classified**, **with** waste plastic bottles **thrown into** the **designated** recycling bin. **Then** these bottles are **collected** by the truck **and delivered** to the recycling center, **where** they are **sorted** by workers **and separated from** things that need to be treated in different ways. **After being** **chosen**, plastic bottles are **compressed tightly** into blocks, making them easy to be stored and processed.

In the next step, the plastic blocks are **crushed** into small pieces, **which** are then **washed** to **remove impurities**. **Following that**, plastic pieces are **poured** into a **specialized** machine **that turns** them into pellets. These pellets are **heated** to **form** raw material **that** is used for **manufacturing** various kinds of products, like bottles, boxes or even pencils and clothes. These products are also recyclable, **which means** **after** they are used, the recycling process begins again.

Overall, the diagram shows that plastic bottles can be recycled and made into various end products.

范文中**红色字**是描述图表信息所使用的动词, **蓝色字**是为了增加字数合理补充的信息, **黄色高亮部分**是描述流程图所使用的衔接手段。

老徐雅思写作班原创资料, 仅限报名了“写作技巧预测班”的同学使用!