

图表信息题 Quantitative

陈慧琳

• Development

- Proposition
- Support
- Focus
- Quantitative information

- Quantitative information:
- Using data from informational graphics (tables, graphs, charts, and the like) to enhance the **accuracy, precision, and overall effectiveness** of a passage

Graphical Information	Usage of Data	Focus
Writing and Language Test	Make sure that the data cited is both accurate and aligns with the content of the sentence.	Literal translation from a graphical way to a textual way.

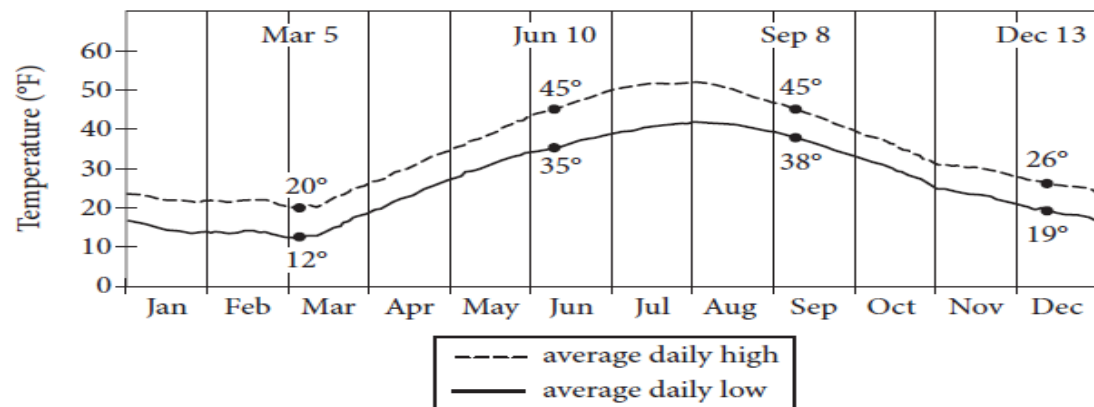
- Tables, graphs, or charts that relate to the topic of the passage
- Difficulty Level: Easy or Medium

- Samples in Graphic Information

Dark Snow

Most of Greenland's interior is covered by a thick layer of ice and compressed snow known as the Greenland Ice Sheet. The size of the ice sheet fluctuates seasonally: in summer, average daily high temperatures in Greenland can rise to slightly above 50 degrees Fahrenheit, partially melting the ice; in the winter, the sheet thickens as additional snow falls, and average daily low temperatures can drop 12 to as low as 20 degrees.

Average Daily High and Low Temperatures Recorded
at Nuuk Weather Station, Greenland (1961—1990)

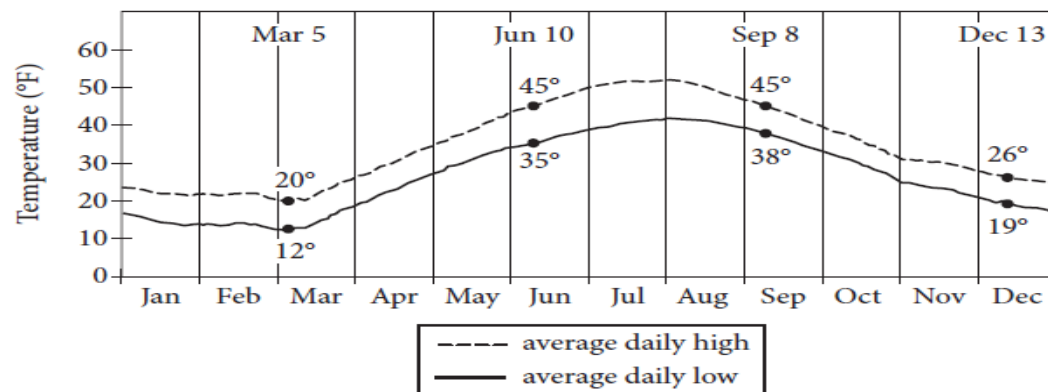


12

Which choice most accurately and effectively represents the information in the graph?

- A) NO CHANGE
- B) to 12 degrees Fahrenheit.
- C) to their lowest point on December 13.
- D) to 10 degrees Fahrenheit and stay there for months.

Average Daily High and Low Temperatures Recorded
at Nuuk Weather Station, Greenland (1961—1990)



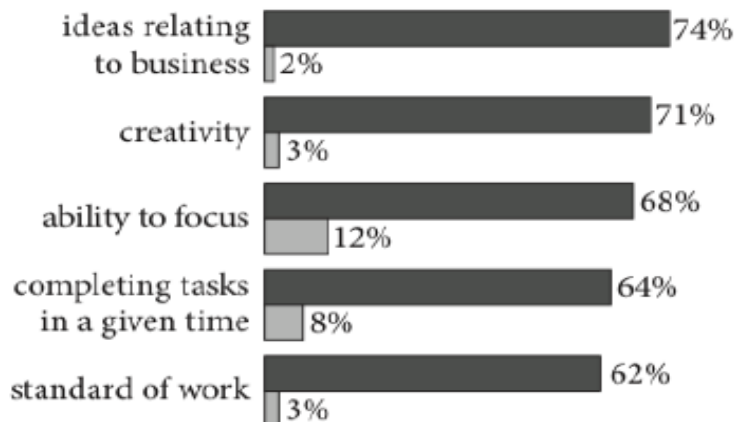
Coworking : A Creative Solution

[...]

What most caught my interest, though, was a quotation from someone who described coworking spaces as “melting pots of creativity.” The article refers to a 2012 survey in which 29 64 percent of respondents noted that coworking spaces prevented them from completing tasks in a given time. The article goes on to suggest that the most valuable resources provided by coworking spaces are actually the people 30 whom use them.

Perceived Effect of Coworking on Business Skills

■ positive impact ■ negative impact



Adapted from “The 3rd Global Coworking Survey.” ©2013 by Deskmag.

29. Which choice most effectively completes the sentence with relevant and accurate information based on the graph above?

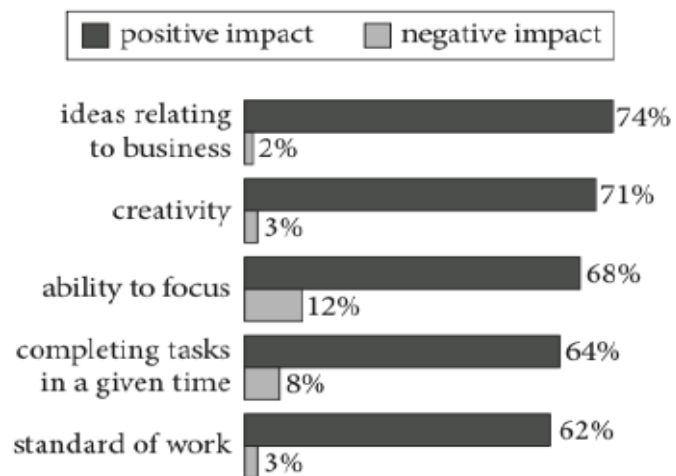
A) NO CHANGE

B) 71 percent of respondents indicated that using a coworking space increased their creativity.


C) respondents credited coworking spaces with giving them 74 percent of their ideas relating to business.

D) respondents revealed that their ability to focus on their work improved by 12 percent in a coworking space.

Perceived Effect of Coworking on Business Skills



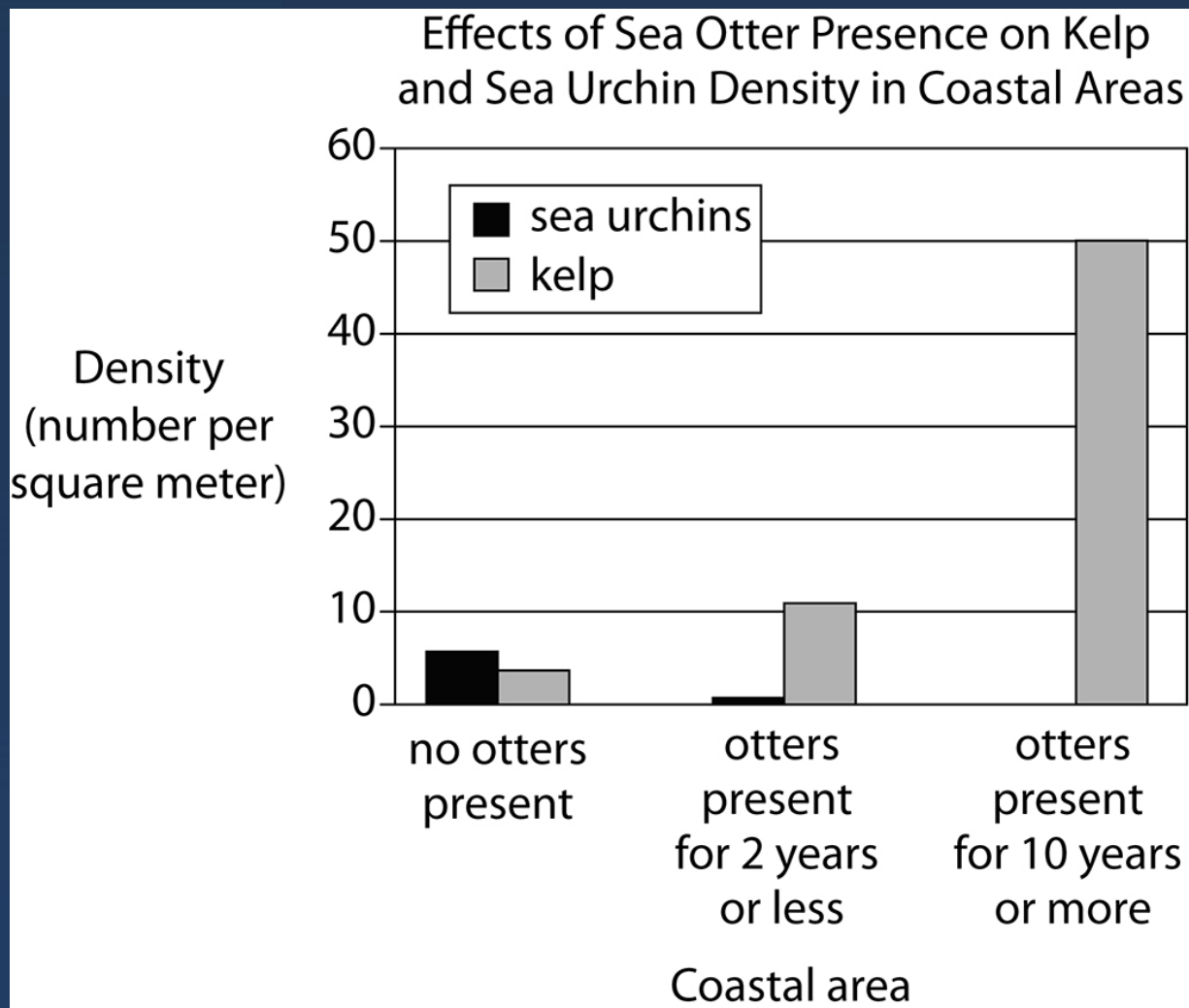
Adapted from "The 3rd Global Coworking Survey." ©2013 by Deskmag.

invertebrates that graze voraciously on kelp. With sea otters to keep the population of sea urchins in check, kelp forests can flourish. In fact,  two years or less of sea otters can completely eliminate sea urchins in a coastal area (see chart).

24

Which choice offers an accurate interpretation of the data in the chart?

- A) NO CHANGE
- B) even two years or less of sea otter presence can reduce the sea urchin threat
- C) kelp density increases proportionally as sea urchin density increases
- D) even after sea otters were present for ten years or more, kelp density was still lower than sea urchin density



- 方法：
 - 数值变化规律或者趋势的表达
 - 极值的表达
 - 时间状语和地点状语在图表中的表达
 - 同一图表里不同的描述对象的区分
 - 各类图表语言的文字表达

◆ 课堂内容回顾

Thanks

新东方旗下官方网络课堂